



## How do I edit a Competition?

Last Modified on 09/11/2023 2:21 pm AEDT






To view Competition within your association, please follow these simple steps.

1. From your dashboard select 'Competitions' and click 'List Competitions' from the expanded menu.

The screenshot shows the GameDay Passport Training interface. On the left, a sidebar menu lists various options, with 'List Competitions' highlighted in a red box. The main content area displays the 'GameDay Passport Training' header, a search bar, and a navigation bar with 'Details' and 'Edit' links. Below this, there is a logo placeholder with an 'Add/Edit Logo' button. The 'Stats' section is visible, featuring four empty charts: 'Members', 'Clearances Out', 'Players by Gender', and 'Transaction Value'. Each chart has a y-axis from 0.0 to 1.0 and an x-axis labeled 'May 12'.

2. To view more information within your competitions, click on the magnifying glass next to the specific competition.

# Competitions in Association

	Name	Competition Type	Abbreviation	Season	Grouping	Age Group	Contact	Status	Upload
	Seniors Division 1	Home and Away		2021		Age 18		<input checked="" type="checkbox"/>	<input checked="" type="checkbox"/>
	Seniors Division 2	Venue Allocation		2021		Age 18		<input checked="" type="checkbox"/>	
	Under 18s Boys	Venue Allocation		2021		Age 18		<input checked="" type="checkbox"/>	
	Under 18s Girls	Venue Allocation		2021		Age 18		<input checked="" type="checkbox"/>	
	USAFL Pools Competition	Pools Competition		2021		Age 18		<input checked="" type="checkbox"/>	<input checked="" type="checkbox"/>