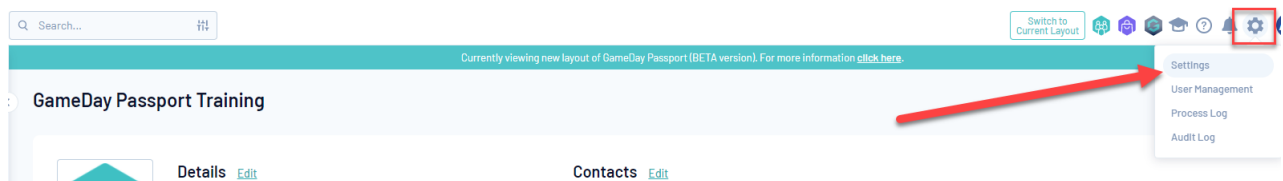


Ladder/ Table Configuration

Last Modified on 21/03/2022 2:09 pm AEDT

Ladder Templates are your own customised ladder configurations that can be applied to your competitions. You are able to customise the points each team will receive for a certain result, the fields your ladder will display and which fields your ladder will use to rank its teams. In order to create a new custom ladder template and apply this to your competitions please follow the instructions below:

1. Click on the grey cog on the right hand side of the dashboard and click Settings.



2. Ladder Templates are located in the Settings under Manage Competitions, click the heading.

Configuration

These configuration options allow you to modify the data and behaviour of the system.

Manage Users and Security

[Password Management](#)
[Permissions](#)

Configure Database Fields

[Custom Fields](#)
[Field Configuration](#)
[Manage Lookup Information](#)
[Member Packages](#)
[Member List Display](#)


Setup Registrations

[Age Groups](#)
[Seasons](#)
[Clearance Settings](#)

Manage Competitions

[Statistics Templates](#)
[Ladder Templates](#)
[Fixture Templates](#)
[Media Outlets](#)
[Finals Eligibility Settings](#)

3. In the top right click on Add a Ladder Configuration.



4. Here you will need to nominate the ladder name and the amount of points for each result. E.g. if you wish a team to receive 3 points for a win then enter 3 in the "Points Win" field.

Ladder Template - Add New

To modify, change the details in the boxes below. When you have finished, press the 'Update Ladder Configuration' button.

Note: All boxes marked with a * must be filled in.

Ladder Points

Template Name *

Points Win

Points Lost

Points Draw

Points Bye

Points Forfeit (Giving)

Points Forfeit (Receiving)

Points Wash Out

Scoring Points

Goals

Behinds

Forfeit Configuration

Team Inclusion Configuration; This field will determine when Teams in a competition will display on the Ladder.

Date Team Added will display the team on the ladder from the point in time it was added to the competition.

Matches In Round will display the team on the ladder if it has a match in a given round, regardless of the date in which this team was added to the competition.

Once you have completed all fields, select the Update Ladder Configuration button.

5. At the following screen you are able to decide which fields you would like your ladder to display. Under *Available Fields* are all possible fields that your ladder can display.

To select a field to display in your ladder, simply "drag and drop" from Available to Selected. Noting that the order in which selected fields display, are how they will appear on your ladder.

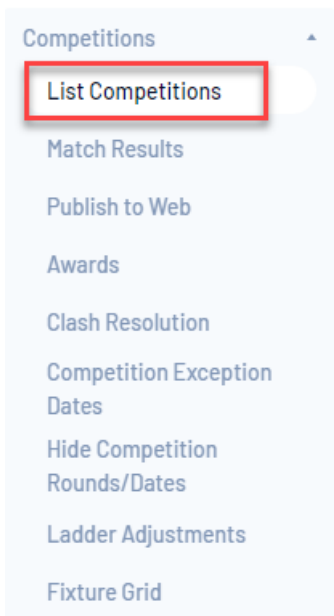
Determine your Ladder sort order by selecting your preferences from the drop-down. E.g. #1 Points, 2# Percentage etc.

Ladder Templates

Use this screen to choose which fields to display on your ladder by dragging fields from the box on the left into the (box on the right). When you have finished press the 'Update' button.
Ascending - sorts lowest number to highest number
Descending - sorts highest number to lowest number



Available Fields	Selected Fields	Sort by 1:
Byes	1.Played	Won
Percentage Points	2.Won	Descending
Percentage Won	3.Draws	Sort by 2:
Percentage of Scoring	4.Lost	Percentage
Goal Difference	5.For	Descending
Forfeits Received	6.Against	Sort by 3:
Forfeits Given	7.Points	
		Descending

6. In order to apply this ladder template to a competition hover over Competitions located in the Menu box on the left and click List Competitions.



7. Click the magnifying glass next to the competition you wish to edit.

Competitions in Association

	Name	Competition Type	Abbreviation
	Seniors Division 1	Home and Away	
	Seniors Division 2	Venue Allocation	
	Under 18s Boys	Venue Allocation	
	Under 18s Girls	Venue Allocation	
	USAFL Pools Competition	Pools Competition	

8. Click on Edit Competition, located in the top right of the page.

Seniors Division 1

Competition Configuration [Edit](#)

Active	Yes
Season	2021
Type	Seniors
Division	Division 1
Age Group	Age 18
Gender	Male
Number of Teams	18
Number of Rounds	22
Match Duration	120
Start Date	2021-08-07

9. Scroll down to Templates and select the newly created ladder from the Ladder Template dropdown list. Scroll down to the bottom of the page and click Update Competition.

Templates

Fixture Template

Aussie Rules - 22-Week Home & Away

Publish to Web as

Choose Type ▾

Ladder Template

Aussie Rules - Standard Ladder ▾

Finals Template

Player Comp Stats Template

Player Round Stats Template

Team Match Stats Template

Choose a Ladder Template

- Aussie Rules - Standard Ladder
- Football - Percentage Of Scoring Ladder
- Football - Percentage Of Scoring Ladder(0 for bye)
- Football - Percentage Wins Ladder
- Football - Percentage Wins Ladder (0 for bye)
- Football - Percentage Wins Ladder (2 for win)
- Football - Points & For Ladder (2 for win)
- Football - Points Ladder
- Football - Points Ladder (0 for bye)
- Football - Points Ladder (2 for win)
- Football - Points Ladder - Percentage of Scoring (2 for win)
- Soccer