

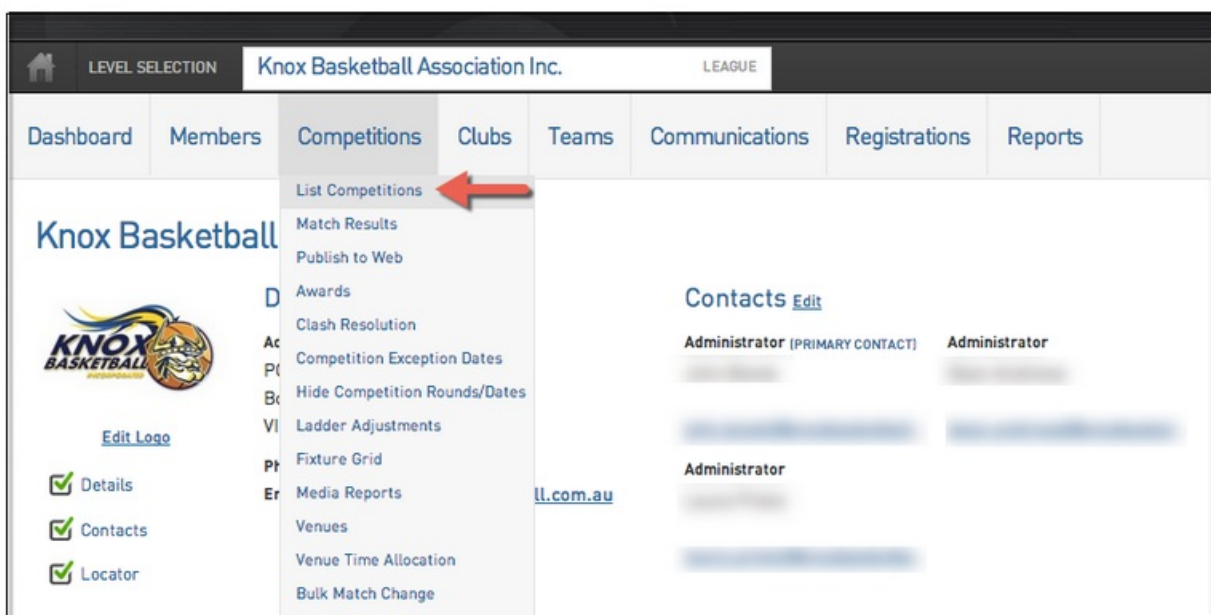
## How do I regrade teams between competitions?

Last Modified on 15/02/2024 12:37 pm AEDT

Regrading allows you to move teams in and out of competitions and into other competitions if necessary.

Please note: when regarding, the season that will show is whatever is chosen in the 'default' season'.

1. To regrade one on more teams hover over the Competitions tab and click List Competitions.



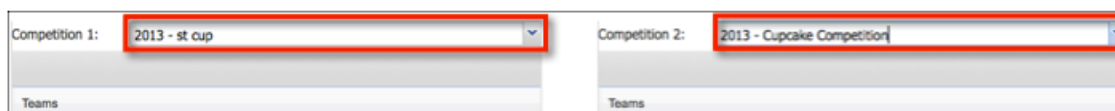
PLEASE NOTE: If as a result of regrading the number of Teams in the Competition will change, you may need to also modify the "Max Number of Teams" and "Fixture Template" options from the Competition set-up screen before you commence regrading. This is a very important step because re-drawing the fixture will not be possible until this is done.

2. At the Competitions screen you will see the Regrade button in the top-right hand corner. Click on this to access the Regrading section.



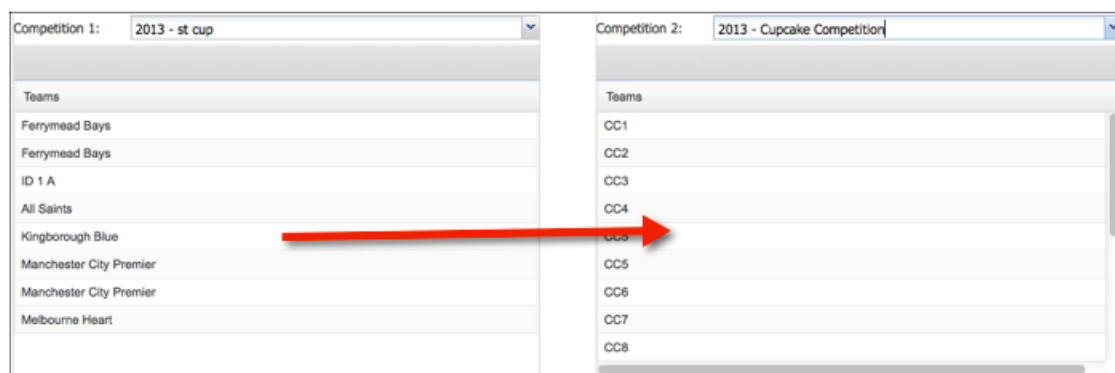
3. In this screen you will see two boxes that allow you to display the teams currently assigned to a particular competition as well as box at the bottom that displays all currently unallocated teams.

To select the competition you need to regrade a team out of select the competition in one of the two drop-down boxes. If you only wish to remove a team(s) from a competition you will only need to select one competition in a drop-down box. If you wish to move one or more teams from one competition to another you will need to select the other competition in the other drop-down box.




4. To move a team from one competition to another simply drag-and-drop this team into the other competition. .

The moved team will then appear in the list of teams for the other competition.



5. If you only wish to move a team out of a competition and not into another simply drag-and-drop the team into the Unallocated Teams box.

Competition 1:	2013 - st cup
<b>Teams</b>	
Ferrymead Bays	
Ferrymead Bays	
ID 1 A	
All Saints	
Kingborough Blue	
Manchester City Premier	
Manchester City Premier	
Melbourne Heart	
<b>Unallocated Teams</b>	
<b>Teams</b>	



6. You can go through and make as many regrading changes as you would like. Once all these have been made click on the Preview and Save Changes to move to the next screen in the process.



7. The next screen in the regrading process will ask you what rules you would like applied on the regradings that you have made.

If you have only moved teams out of a competitions and into the Unallocated Teams box without moving any teams into other competitions you will not receive any prompts you will only be told the changes that are set to be made.

If you have moved a team out of one competition and into another you will see the below options:

- Cupcake Competition
  - Teams Added to Competition**
  - 1. ID 1 A**
  - Carry across Members
  - Carry across ladder points
  - Carry across for and against totals
  - Carry across Teams Games played
  - Carry across Teams Games Won
  - Carry across Teams Games Lost
  - Carry across Teams Games Drawn
  - Carry across Teams Bye Games
  - Carry across Teams Forfeits Given Games
  - Carry across Teams Forfeits Received Games Games
- Redraw Fixtures for Cupcake Competition for all unplayed rounds after 17/9/2013.
  - with fixture templates
  - generate equalised fixture [will avoid teams playing each other in quick succession, but can not re-order teams in fixture]

**WARNING: if choosing to use carry the previous ladder values across from the old competition for the teams, then this relies on the correct ladder setting for teams so please make sure this is correct before doing so. The ladder template needs to have the TEAM INCLUSION CONFIGURATION set to MATCHES IN ROUND in order for these values to come across. If it is set to the DATE CONFIGURATION these values will not come across and you will need to manually adjust the ladder after re-grading.**

### The Competition that Team(s) have been Removed From

You will be asked if you wish to redraw the competition that any teams has been removed from.

If you select not to redraw a competition and the competition previously has an even amount of teams but will now has an odd number then the teams due to play the removed team will now have byes those rounds.

If the competition previously had an odd number off teams and will now have an even number then byes will be removed and each team will now play opponents each round.

If you do choose to redraw the fixtures for ticking the box this will be done using the standard template relative to the new number of teams in the competition.

### The Competition that Team(s) have been Added To

For each team that has been added to the competition you will be asked whether you wish to Carry across ladder points and Carry across for and against totals.

By carrying across ladder points you are saying that you want the total competition points that the team accrued in the previous competition brought with them into the new competition.

By carrying across the for and against totals you are saying that you want the total amount of goals for and goals against for the team brought across into the new competition.

**Note:** Obviously both of these will affect the ladder so you need to be careful when selecting these.

Again, you will be asked whether you wish to redraw the competition. If you select no and the competition will move from odd numbers to even numbers then the added team(s) will replace any byes in the competition.

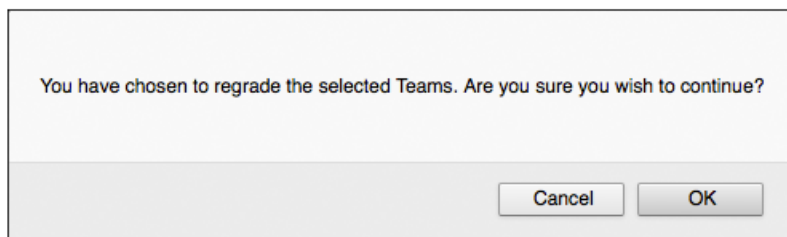
If adding the team(s) will change the competition from being even to an odd competition than byes will be created in each round.

If you do choose to redraw the fixtures this will be done using the standard template relative to the new number of teams in the competition.

8. Once you have made all the selections on this screen either click on the Save Changes icon to process these regrading changes or Cancel Changes to abort the process.



9. If you select to Save Changes then you will be taken to a confirmation screen.



10. To return to the competition screen click on the Click Here link.



## Ladders after re-grading teams into different competitions

If choosing to bring across values from the previous grade ladder for teams, if there has been matches played by other teams within that new grade (a ladder exists) then these new teams should automatically appear within the ladder as of the latest round played with the values from

their old competition. If the competition being re-graded into has no games played yet (no ladder exists) then these values for these teams will not show until the first set of games have been played for that competition.

If these values have not come across it may mean the ladder template in relation to the [TEAM INCLUSION CONFIGURATION](#) for the new competition does not have the correct setting to allow these values to be brought across so a [LADDER ADJUSTMENT](#) will need to be done to get these to display correctly for these teams in the ladder.

---