

Allocate Umpires/Referess/Match Officials to Matches

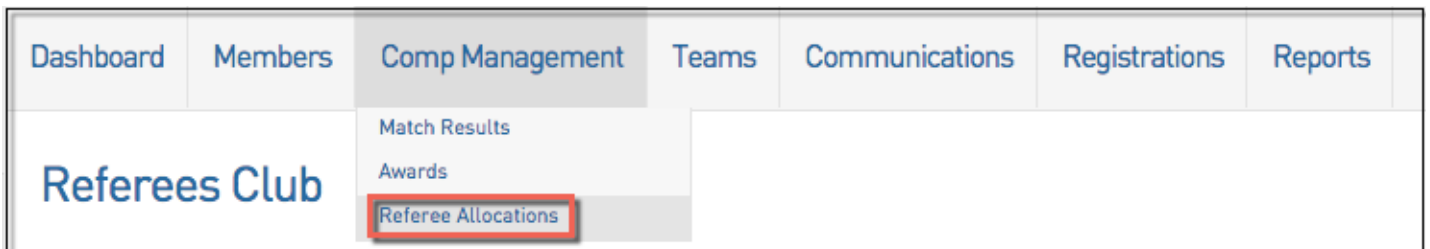
Last Modified on 29/07/2016 3:15 pm AEST

Before you can commence using the umpire allocation functionality there needs to be at least one active club in your database and the umpire database needs to have at least one active member who is a Umpire/Referee/Match Official. Once you have created a club to house your Umpire/Referee/Match Official, the Umpire/Referee/Match Official Allocation system can then be linked to that club (SportsTG will need to switch on the Umpire Allocation functionality for that club).

Once you have configured your 'Umpire Types' you can then allocate your officials to matches for each competition.

To allocate officials to a match:

1. Hover over Comp Management and click Referee (Match Official) Allocations.



2. Select the Competition(s) from the drop down list and click Continue

3. Enter in a date range if you'd only like matches within that date range to be displayed. If the field is left blank it will show all matches for the competition. Note: The format for date entry is dd/mm/yyyy (eg. 01/01/2000)

Referee Allocations

Allocations

Reports

Configuration

--Select a Competition--

Touch Football SWOL Demo - Test
Touch Football SWOL Demo - 2015 Cam Test
Touch Football SWOL Demo - 2015 test 2
Touch Football SWOL Demo - NRL Test
Touch Football SWOL Demo - Vy's Competition
Touch Football SWOL Demo - 18B NYC Test
Touch Football SWOL Demo - Another Test - 2014
Touch Football SWOL Demo - Atherton Mixed S2, 2014
Touch Football SWOL Demo - DWC
Touch Football SWOL Demo - Men's Open (Tier 1)
Touch Football SWOL Demo - Pools Test
Touch Football SWOL Demo - Premier Fire Men's A Grade
Touch Football SWOL Demo - Test Competition
Touch Football SWOL Demo - Test Competition Number Two

Select (or enter in dd/mm/yyyy format) a date range for the list of matches to be displayed:

Start Date

End Date

Continue

Referee Allocations - List of Matches

Touch Football SWOL Demo - Another Test - 2014

Competition	Home Team	Away Team	Match Date	Allocated	<input type="checkbox"/>
Touch Football SWOL Demo - Another Test - 2014			00/00/0000	0	<input type="checkbox"/>
Touch Football SWOL Demo - Another Test - 2014			00/00/0000	0	<input type="checkbox"/>
Touch Football SWOL Demo - Another Test - 2014			00/00/0000	0	<input type="checkbox"/>
Touch Football SWOL Demo - Another Test - 2014			00/00/0000	0	<input type="checkbox"/>

Allocation Report

Allocation Report - All Typ

Basic (Private) Allocation Report

Send Allocation Email

Individual Allocation


4. Click on Edit for the match you wish to allocate officials to. The Allocated column will display zero if no allocations have been made for a match. Once you've entered in your officials it will display how many officials have been allocated to that match.

Referee Allocations - List of Matches NEW APP! NEW FEATURES  [Find out more](#)

Touch Football SWOL Demo - Conference Test


Competition	Home Team	Away Team	Match Date	Allocated	
Touch Football SWOL Demo - Conference Test	Blue	Yellow	18/10/2013	Edt 0	<input type="checkbox"/>
Touch Football SWOL Demo - Conference Test	Green	Silver	18/10/2013	Edt 0	<input type="checkbox"/>
Touch Football SWOL Demo - Conference Test	Orange	Purple	18/10/2013	Edt 0	<input type="checkbox"/>
Touch Football SWOL Demo - Conference Test	Pink	White	18/10/2013	Edt 0	<input type="checkbox"/>
Touch Football SWOL Demo - Conference Test	Red	Black	18/10/2013	Edt 0	<input type="checkbox"/>

5. Select the official from the drop down list and enter in any details required.

Referee Allocation NEW APP! NEW FEATURES  [Find out more](#)

Association: Touch Football SWOL Demo - Conference Test
 Teams: Blue v Yellow
 Round: Round 1
 Match Date/Time: Friday 18/10/2013 04:30 PM
 Venue: Bankstown Sports Club 8 Greenfield Parade Bankstown NSW

[Return to list of Matches](#)

Referee Type	Referee	Pay Rate Type	Pay Rate	Home Team to Supply	Away Team to Supply	Is Driving ?	Referee KMs	Association KMs	Total
Referee	 --No allocation--		\$	<input type="checkbox"/>	<input type="checkbox"/>	<input type="checkbox"/>			\$

Related Articles

[template("related")]