

How do I create a Ladder Template?

17/06/2025 9:51 am AEST

Overview

Ladder Templates are customized ladder configurations that can be applied to your competitions. You can customize the points each team receives for a certain result, the fields your ladder will display, and which fields your ladder will use to rank its teams.

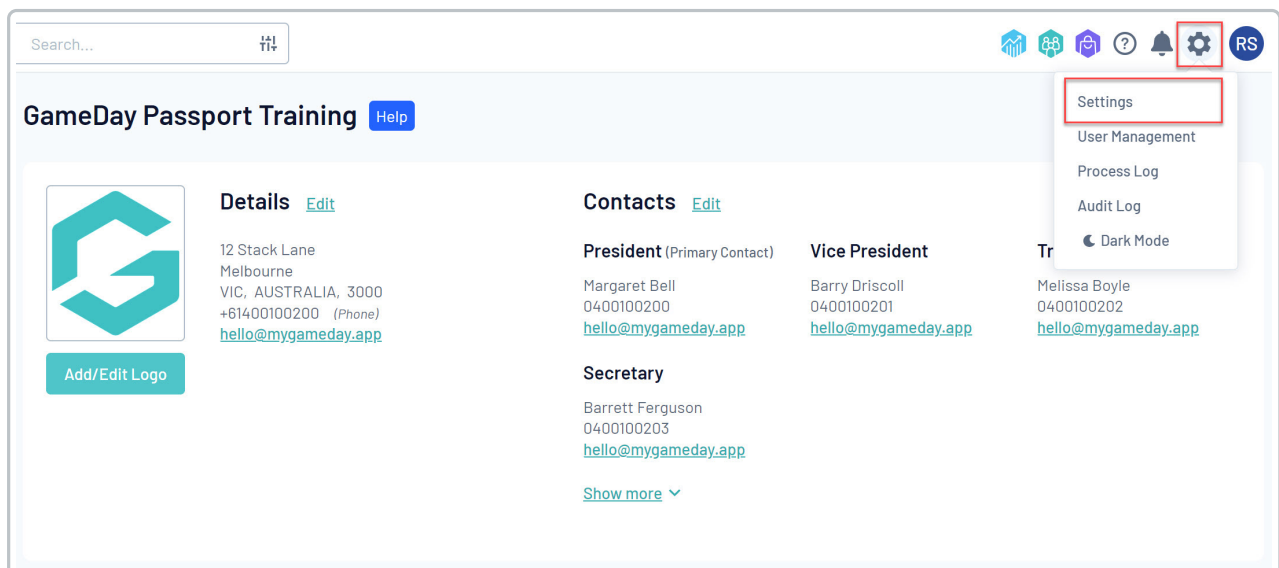


Note: This feature is only available from Association/League-level databases

Step-by-Step

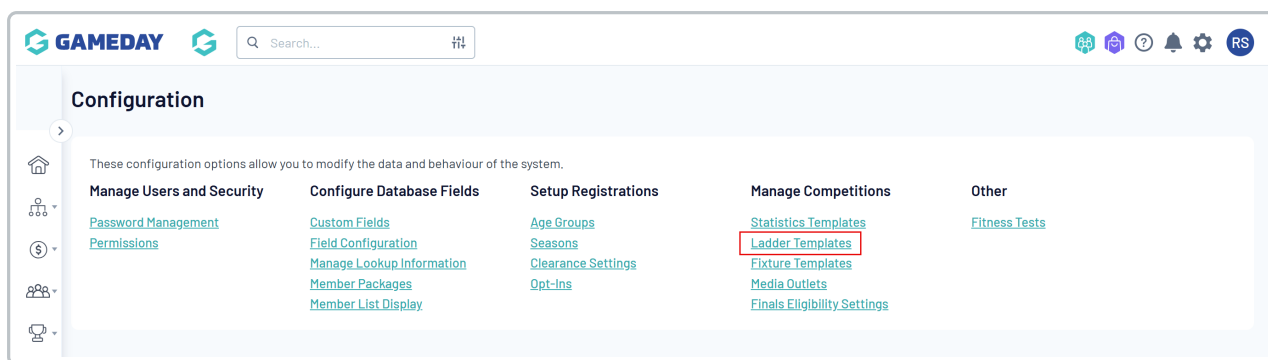
Step 1: Access Settings

From your Association level, click the **Settings Cog**, then select **SETTINGS**



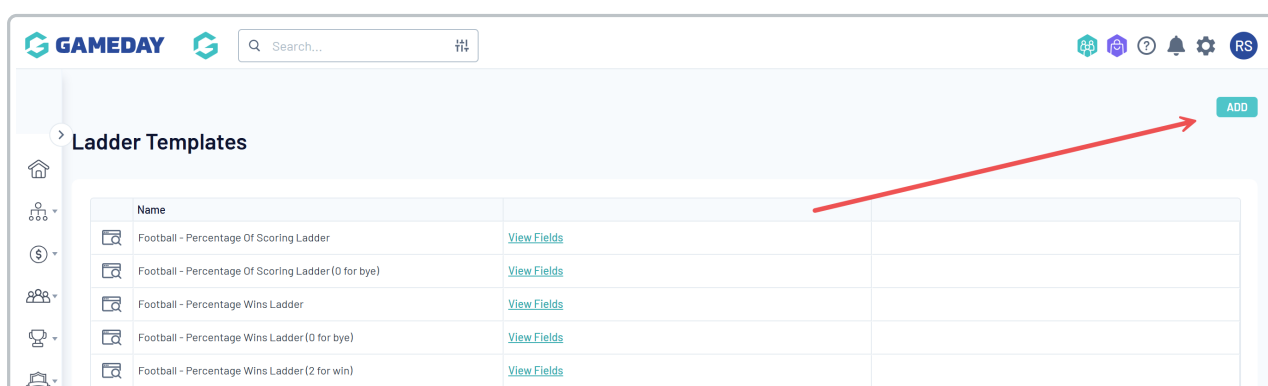
Step 2: Access your Ladder Templates

Under the **Manage Competitions** heading, click **LADDER TEMPLATES**



Step 3: Add New Ladder Template

Click ADD



Step 4: Configure Ladder Points and Settings

On the first page, you can apply settings and calculations for your ladder, including:

Ladder Points

- **Template Name**
- **Points Win:** The number of ladder points allocated to a team when they win a match
- **Points Lost:** The number of ladder points allocated to a team when they lose a match
- **Points Draw:** The number of ladder points allocated to each team when a match is drawn
- **Points Bye:** The number of ladder points allocated to a team when they have a bye
- **Points Forfeit (Giving):** The number of ladder points allocated to a team when they forfeit a match
- **Points Forfeit (Receiving):** The number of ladder points allocated to a team when their opponent forfeits a match
- **Points Wash Out:** The number of ladder points allocated to each team when the match is washed out



Note: To deduct points, add a minus symbol before the value (e.g. for Points Forfeit (Giving)).

Forfeit Configuration

- **Forfeits Received count as Wins:** Adds one to the "Win" column when an opponent forfeits a match.
- **Forfeits Given count as Loss:** Adds one to the "Loss" column when a team forfeits a match.

- **Forfeit counts as Played:** Adds one to the "Games Played" column when a match is forfeited.
- **Default score overrides manually entered score:** When a match is forfeited, the default score allocations (see below) override any manually entered scores.
- **Default For Score for Forfeits Received:** Applies a default value to the "Score For" column when an opponent forfeits a match.
- **Default Against Score for Forfeits Given:** Applies a default value to the "Score Against" column when a team forfeits a match.
- **Wash Out counts as:** Defines the result given to each team when a match is washed out.
- **Wash Out Score:** Defines the default "Score For" given to both teams when a match is washed out.

Byes Configuration

- **Bye counts as played:** Includes a game played in the ladder when a team has a Bye.
- **Bye Score:** Defines the default "Score For" given when a team has a Bye.

Score Capping Configuration

- **Margin of Victory Cap:** Applies a maximum limit to the margin of victory in a given match when calculating "Score For" and "Score Against" fields.

Team Inclusion Configuration

- **Date Team Added:** Displays teams and their results on the ladder *from the point in time they were added* to the competition.
- **Matches in Round:** Displays teams on the ladder *if they have a match in a given round*, regardless of the date they were added.

Once all fields are completed, select the **UPDATE LADDER CONFIGURATION** button.

Ladder Template - Add New

To modify, change the details in the boxes below. When you have finished, press the 'Update Ladder Configuration' button.

Note: All boxes marked with a * must be filled in.

Ladder Points

Template Name*

Points Win

Points Lost

Points Draw

Points Bye

Points Forfeit (Giving)

Points Forfeit (Receiving)

Points Wash Out

Forfeit Configuration

Forfeits Received count as Wins ☒

Forfeits Given count as Loss ☒

Forfeit counts as Played ☒

Default score overrides manually entered score ☒

Default For Score for Forfeits Received

Default Against Score for Forfeits Given

Washout Configuration

Wash Out counts as

Wash Out Score

Byes Configuration

Bye counts as Played ☐

Bye Score

Score Capping Configuration

Margin of Victory Cap

Team Inclusion Configuration

Method to Determine Team Inclusion

[Update Ladder Configuration](#)



Step 5: Select Ladder Display Fields and Sort Order

On the next screen, choose which fields you want your ladder to display. Drag and drop fields from **Available Fields** to **Selected Fields** to include them in your ladder. The order in which they are displayed in **Selected Fields** will be their order on the ladder from left to right.

Ladder Template - Add New

Use this screen to choose which fields to display on your ladder by dragging fields from the box on the left into the (box on the right). When you have finished press the 'Update' button.

Ascending - sorts lowest number to highest number
Descending - sorts highest number to lowest number

Available Fields

- Byes
- Points
- Percentage Points
- Percentage of Scoring
- Goal Difference
- Forfeits Received
- Forfeits Given
- Championship Points
- Bonus Points
- Bye Adjusted Points
- Penalty Points
- Average Match Point

Selected Fields

1. Played
2. Won
3. Lost
4. Draws
5. For
6. Against
7. Percentage
8. Percentage Won

Sort by 1:

Points

Descending

Sort by 2:

Percentage


Descending

Sort by 3:

Percentage Won

Descending

Update



Determine your ladder sort order by selecting your preferences from the drop-down menus (e.g., #1 Points, #2 Percentage). This determines the order of teams on the ladder based on their results.

Ladder Template - Add New

Use this screen to choose which fields to display on your ladder by dragging fields from the box on the left into the (box on the right). When you have finished press the 'Update' button.

Ascending - sorts lowest number to highest number

Descending - sorts highest number to lowest number

Available Fields

Byes
Points
Percentage Points
Percentage of Scoring
Goal Difference
Forfeits Received
Forfeits Given
Championship Points
Bonus Points
Bye Adjusted Points
Penalty Points
Average Match Point

Selected Fields

1. Played
2. Won
3. Lost
4. Draws
5. For
6. Against
7. Percentage
8. Percentage Won

Sort by 1:

Points

Descending

Sort by 2:

Percentage

Descending

Sort by 3:

Percentage Won

Descending

Update



Once you have configured your ladder, click **UPDATE**

Step 6: Apply the Ladder Template to a Competition

To apply this ladder template to a competition, navigate to your left-hand menu, open the **Competitions** menu, then click **LIST COMPETITIONS**

The screenshot shows the Silverwood Sports Association dashboard. The left-hand menu is expanded, and the 'Competitions' menu is highlighted. Under 'Competitions', the 'List Competitions' option is highlighted with a red box. The main content area shows the 'Silverwood Sports Association' header with a 'Get Started' button. Below this, there are sections for 'Details', 'Contacts', and 'Stats'. The 'Details' section includes the association's logo, address (165 Cremorne Street, Cremorne, VIC, AUSTRALIA, 3121), phone number (0390001000), and email address (sophie@email.com). The 'Contacts' section lists the President (Darryl Monk), Treasurer (Jane Jones), and Administrator (Sophie Jones) with their respective contact information. The 'Stats' section shows four empty charts: 'Members', 'Players by Gender', 'Players by Gender', and 'Players'. The bottom of the dashboard features a navigation bar with icons for Members, Teams, Clubs, and Comps.

Click the **VIEW** (magnifying glass) icon on the competition you want to add it to

GAMEDAY

Search...

RS

NEW

COPY

REGRADE

Competitions in Association

Showing Name Including

Season

Age Group

Status

--All Seaso...

--All Age Gr...

Active

Name	Competition Ty...	Amount of Teams	Abbreviation	Season	Grouping	Age Group	Contact	Status	Upload
<div><div></div>2025 Junior Home & Away Competition</div>	Home and Away	18		2025	Seniors	Age 18		<input checked="" type="checkbox"/>	<input checked="" type="checkbox"/>
<div><div></div>2025 Men's Home & Away Competition</div>	Home and Away	18	25HA	2025	Seniors	Age 18	Sophie Jones	<input checked="" type="checkbox"/>	<input checked="" type="checkbox"/>

In the **Competition Configuration** section, click **EDIT**

GAMEDAY

Search...

2025 Junior Home & Away Competition

Competition Configuration

Edit

Active

Yes

Season

2025

Type

Juniors

Division

1

Age Group

Age 18

Gender

Male

Number of Teams

16

Number of Rounds

15

Match Duration

120


Start Date

2025-01-01







Scroll down to the **Templates** section and apply your template in the **LADDER TEMPLATE** field as needed








Website Grouping	Seniors
Templates ?	
Fixture Template	15-16 Team Normal Fixture (Reid)
Publish to Web as	Normal
Ladder Template	Standard Ladder
Finals Template	8 Team 4 Week Finals Fixture
Player Comp Stats Template	Player Comp Template
Player Round Stats Template	Test Player Round
Team Match Stats Template	Test Team Match

Click **UPDATE COMPETITION**



Search...





Match Results Entry

Allow Clubs/Teams to access matches via Match Results Entry? ☒

Allow Clubs/Teams Access to Post-Game Results Entry? ☒

The default minimum # players for game selection is 0

Match Locking

To enable Automatic match locking, you must tick the **Allow Match Locking** below and select from the below options


Allow Match Locking ? ☒

Lock access to PreGame based on the following rule:

Lock access to Match based on the following rule:

* Start time will be based on local timezone set-up in your organisation settings

Update Competition



Your ladder will then automatically start generating when match results are entered

Watch

Your browser does not support HTML5 video.

