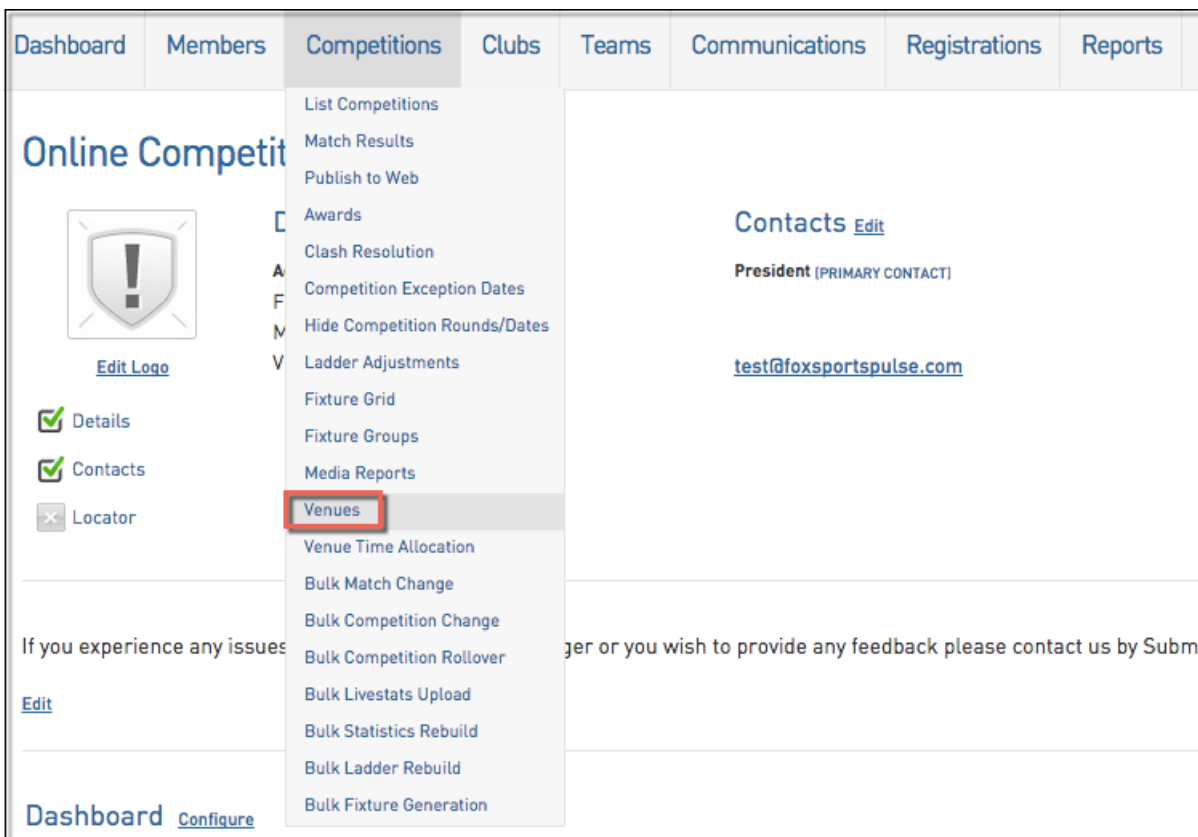


How do I create Venues?

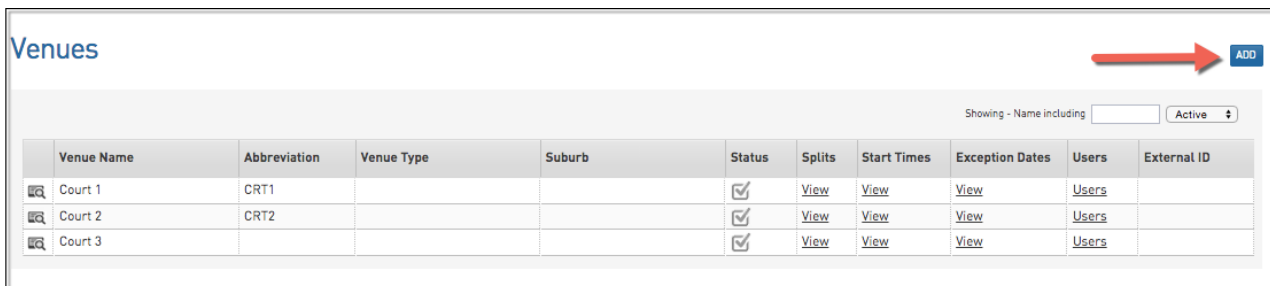
Last Modified on 17/11/2023 12:19 pm AEDT

Firstly, login to your [Online Membership Database](#) - If you don't have your login details please contact your State Governing Body or Association.

1. To add a Venue, hover over Competitions and click Venues.



2. Click on the Add a Venue button in the top right hand corner.




3. Enter the details in as required. If you include a Street Address, Suburb and Postcode then a Google Map of this venue will appear on this Venue's page on your website enabling players and supporters to find the venue a lot easier.

Add New Venue

[Click here](#) to return to list of Venues

To modify this information change the information in the boxes below and when you have finished press the **'Update Venue'** button.

Note: All boxes marked with a  are compulsory and must be filled in.

Venue Details

Venue Name: 

Active?:

Abbreviation Name:

Venue Type:

Address 1:

Address 2:

Suburb:

State:

Postal Code:

Country:

Phone:

Phone 2:

Fax:

Local Government Area:

Map Number (Printed Map):

Map Reference (Printed Map):

Online Mapping

Enter Latitude and Longitude in the boxes below or drag the map marker to the correct location.

Latitude:

Longitude:

Map:



[Update Venue](#)

[Click here](#) to return to list of Venues