



GAMEDAY

How do I login to the Courtside App?

Last Modified on 21/06/2024 9:42 am AEST

Logging into Courtside

Courtside requires that you have a GameDay Passport database with a Setup Key and Venue ID, is this determines which court is being used, and which players, statistics and results are available to be used in Courtside.

If you are unsure whether your sport uses GameDay Passport for managing competitions, please contact your state or national governing body, or if you are interested in learning more about GameDay Passport for your competitions, [contact us here](#)

When you open Courtside, you will need to enter a **Court ID** and **Setup ID**



courtside



Enter Court ID & Setup ID

Court ID

Setup ID

Cancel

Submit

[Privacy Policy](#)

Your **Court ID** can be found in your GameDay Passport database by following the steps below:

Login to your Association's [GameDay Passport database](#), then in the left-hand menu, select **Competitions > VENUES**



Courtside Demo Database
Association

 Members ▼

 Competitions ▲

List Competitions

Match Results

Publish to Web

Awards

Clash Resolution

Competition
Exception Dates

Hide Competition
Rounds/Dates

Ladder Adjustments

Fixture Grid

Media Reports

Venues

Venue Time Allocation

Bulk Match Change



Members



Teams



Clubs





Comps

VIEW the relevant venue using the magnifying glass icon

[ADD](#)

Venues

Showing Name Including Status

Venue Name	Abbreviation	Venue Type	Suburb	Status	Splits	Start Times	Exception Dates	Users
 Venue 1				<input checked="" type="checkbox"/>	View	View	View	Users
 Venue 2				<input checked="" type="checkbox"/>	View	View	View	Users

The **VENUE ID** at the top of the page will be used as your **Court ID**

Venue- Venue 1

[Click here](#) to return to list of Venues

To modify, change the details in the boxes below. When you have finished, press the 'Update Venue' button.

Note: All boxes marked with a * must be filled in.

Venue Details


Venue ID

Venue Name*

Active?

Your **Setup Key** can be found in your GameDay Passport database by following the steps below:

Login to your Association's GameDay Passport database, then click **EDIT** on the dashboard **Details** section










[Add/Edit Logo](#)

Details [Edit](#)

132 Cremorne Street
 Cremorne
 VIC, AUSTRALIA, 3121
 0390001000 (Phone)

Scroll down to the **COURTSIDE SETUP KEY** field

Search... 

Allow Clubs to add/edit clearances

Courtside Setup Key