



Courtside App | Overview

Last Modified on 21/10/2024 11:09 am AEDT



What is Courtside?

Courtside is our industry-leading live scoring mobile app for Basketball users that comes fully integrated with the GameDay Passport competitions platform. Courtside's features include:

- Live Score all in-game actions from three-pointers to fouls
- Collect a full set of player in game statistics
- Direct integration with GameDay Passport Competitions & Tournaments
- Keep control with unique Official access keys for final sign-off of results
- Offline and online scoring so that games can always be scored
- Complete resource centre available for support
- Built for Tablet devices

How to download Courtside

Courtside is available to download on tablet and mobile devices through:


- [App Store \(IOS\)](#)
- [Google Play \(Android\)](#)

Logging into Courtside

Courtside requires that you have a GameDay Passport database with a Setup Key and Venue ID, is this determines which court is being used, and which players, statistics and results are available to be used in Courtside.

If you are unsure whether your sport uses GameDay Passport for managing competitions, please contact your state or national governing body, or if you are interested in learning more about GameDay Passport for your competitions, [contact us here](#)

When you open Courtside, you will need to enter a **Court ID** and **Setup ID**



courtside
GAMEDAY

Enter Court ID & Setup ID


Court ID

Setup ID

[Privacy Policy](#)

Your **Court ID** can be found in your GameDay Passport database by following the steps below:

Login to your Association's [GameDay Passport database](#), then in the left-hand menu, select **Competitions > VENUES**



Courtside Demo Database
Association

Members ▾

Competitions ▲



- List Competitions
- Match Results
- Publish to Web
- Awards
- Clash Resolution
- Competition Exception Dates
- Hide Competition Rounds/Dates
- Ladder Adjustments
- Fixture Grid
- Media Reports
- Venues**
- Venue Time Allocation
- Bulk Match Change

Members Teams Clubs Comps

VIEW the relevant venue using the magnifying glass icon

Venues ADD

Showing Name Including Status

Venue Name	Abbreviation	Venue Type	Suburb	Status	Splits	Start Times	Exception Dates	Users
 Venue 1				✓	View	View	View	Users
 Venue 2				✓	View	View	View	Users

The **VENUE ID** at the top of the page will be used as your **Court ID**





Your **Setup Key** can be found in your GameDay Passport database by following the steps below:

Login to your Association's GameDay Passport database, then click **EDIT** on the dashboard **Details** section

Scroll down to the **COURTSIDE SETUP KEY** field

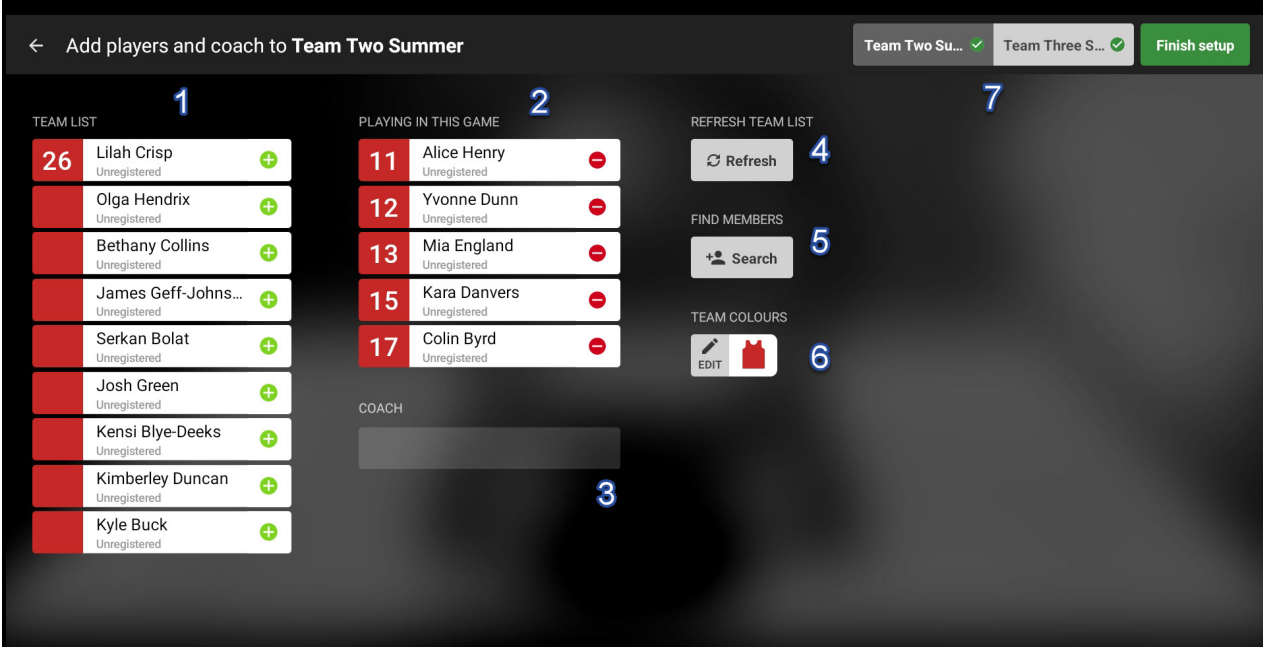
Courtside Match List

On the Courtside landing page, you will see a list of matches scheduled for today at this venue. You can access the scoring and player list for a match by tapping it

START TIME	TEAMS	COMP/ASSOC	STATUS
09:15 am	Team One Summer  vs  Team Four Summer	2024 Winter Season	
03:50 pm	Team Two Summer  vs  Team Three Summer	2024 Winter Season	

Player List Selection

On the next screen, you can select which players are participating in the match for each team, and assign each player a jersey number



1. Team List: Displays all players from your association that are eligible to participate for this team. Use the + button to select a player for this team

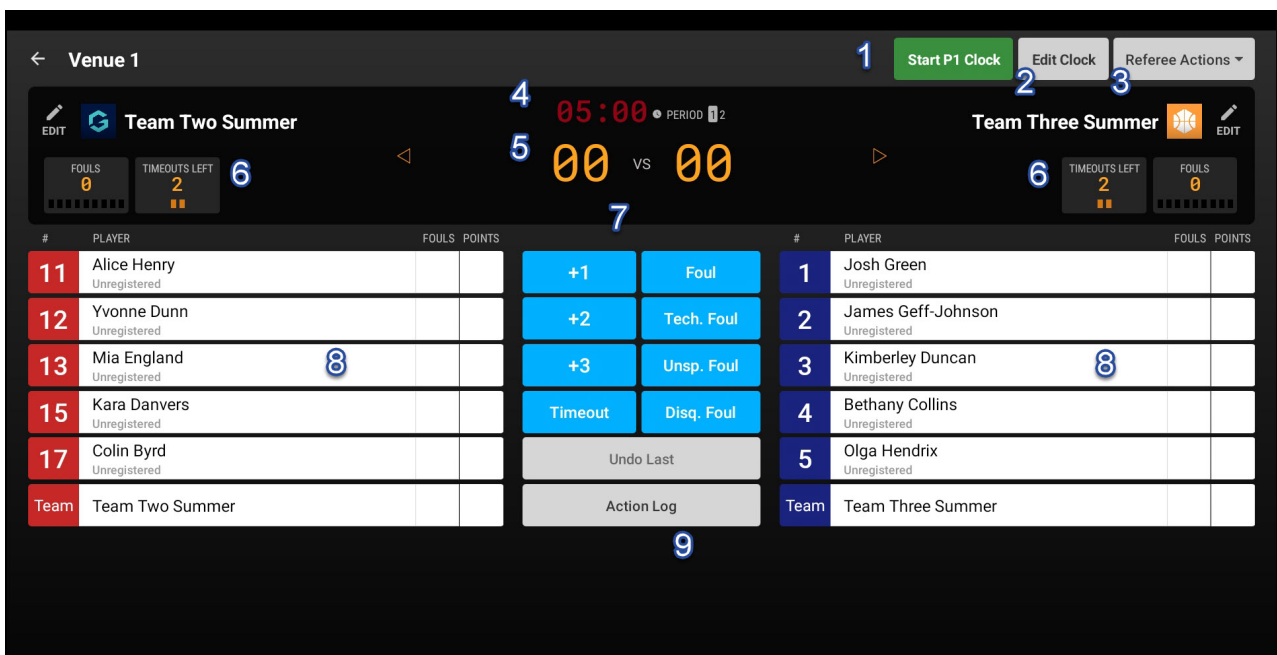
2. Playing In This Game: Displays the players you currently have selected in the team for this match. Use the - button to remove an individual from the playing list

3. Coach: If applicable, any assigned coaches will appear here

- 4. **Refresh Team List:** Allows you to refresh the available players in the team list
- 5. **Find Members:** Allows you to manually search the team list for eligible members
- 6. **Team Colours:** Allows you to edit the team's colour scheme
- 7. **Switch Team:** Allows you to toggle between the team lists for the two teams participating in the match

Scoring a Match

You're now ready to score the match using the features available on the scoring page



- 1. **Start Clock:** Starts the match clock for the applicable period
- 2. **Edit Clock:** Allows you to manually adjust the time remaining on the clock or reset it back to the beginning of the period
- 3. **Referee Actions:** Record various referee actions including:
 - Confirm Game
 - Record an Injury
 - Record an Incident
 - Forfeit
- 4. **Time Remaining:** Denotes the time remaining on the clock for the current period
- 5. **Match Score:** Denotes the current score of the match
- 6. **Team Fouls/Timeouts:** Denotes the remaining fouls and timeouts for each team in the current period
- 7. **Statistics:** Allows you to apply match statistics and scores to individual players or teams

8. Player List: Shows the player list for each team and their current statistics

9. Action Log: Allows you to review a log of all actions taken so far in the match

Courtside in Action

The below video demonstrates how to score a match through Courtside:

Your browser does not support HTML5 video.
