



How do I rebuild/refresh player career statistics in bulk?

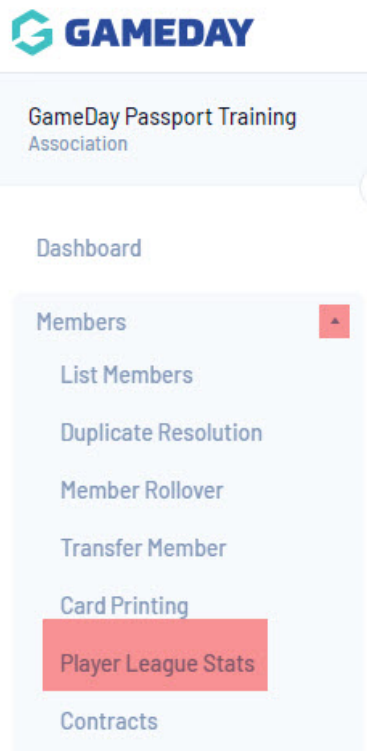
Last Modified on 09/11/2023 12:23 pm AEDT

NOTE: This can be done only at the Association/League Level

If you cannot rebuild these statistics it means you don't have a player statistics templates assigned within your competitions to record this information.

Firstly, login to your [Online Membership Database](#) - If you don't have your login details please contact your State Governing Body or Association.

1. Click the drop down arrow against **Members** in the menu and select **Player League Stats**.






2. Click on **Rebuild Player Career Statistics**.

Player Career Statistics

Rebuild Player Career Statistics

Showing - Name -

All Clubs

| Player | Comp | Pts | M | 3PM | 2PM | FTM | Last |
|---|----------|-----|---|-----|-----|-----|---------------------|
|  Julius | Boys U08 | 0 | 1 | 0 | 0 | 0 | 2020-02-22 13:30:00 |
|  DOMINIC | Boys U08 | 0 | 1 | 0 | 0 | 0 | 2020-02-01 14:20:00 |
|  EFFERY | Boys U08 | 0 | 1 | 0 | 0 | 0 | 2020-02-01 14:20:00 |
|  od, Ari | Boys U08 | 0 | 1 | 0 | 0 | 0 | 2019-10-12 13:30:00 |
|  LIVAN, JEREMIAH | Boys U08 | 0 | 1 | 0 | 0 | 0 | 2019-11-09 11:50:00 |

3. You will get a message indicating the stats have been placed in the process for rebuilding.

Note: it can take up to 20mins for statistics to rebuild depending on how many members are within your association. The more members, the longer it will take (max 1hour).