



## GameDay View | Overview

Last Modified on 09/04/2024 1:11 pm AEST

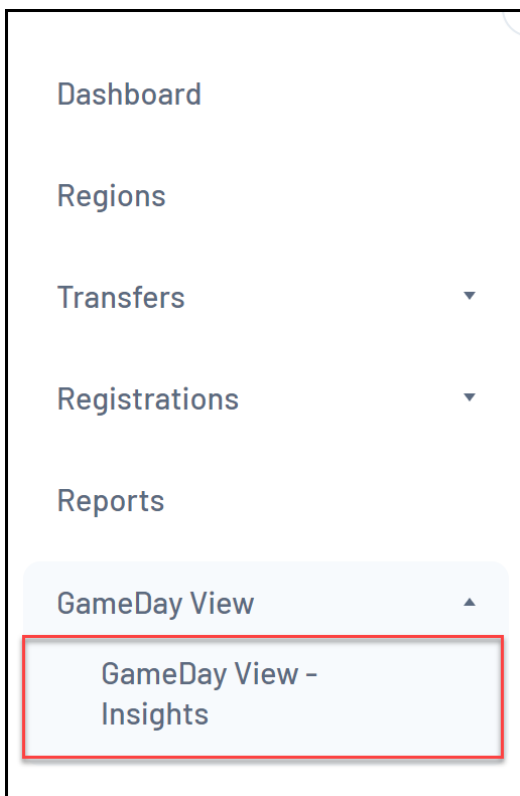
**GameDay View** is a reporting dashboard dedicated to providing high-level business intelligence and insights on your organisation's membership and transactional data.

Using high-level summary data and visual insights, GameDay View is designed to give you a quick snapshot of certain metrics within your data set in a format that is perfect for presentations or board reports.

**Note:** GameDay View is currently not available to all customers. If you do not have access to GameDay View within your Passport database, please contact GameDay directly through the enquiry form [here](#).

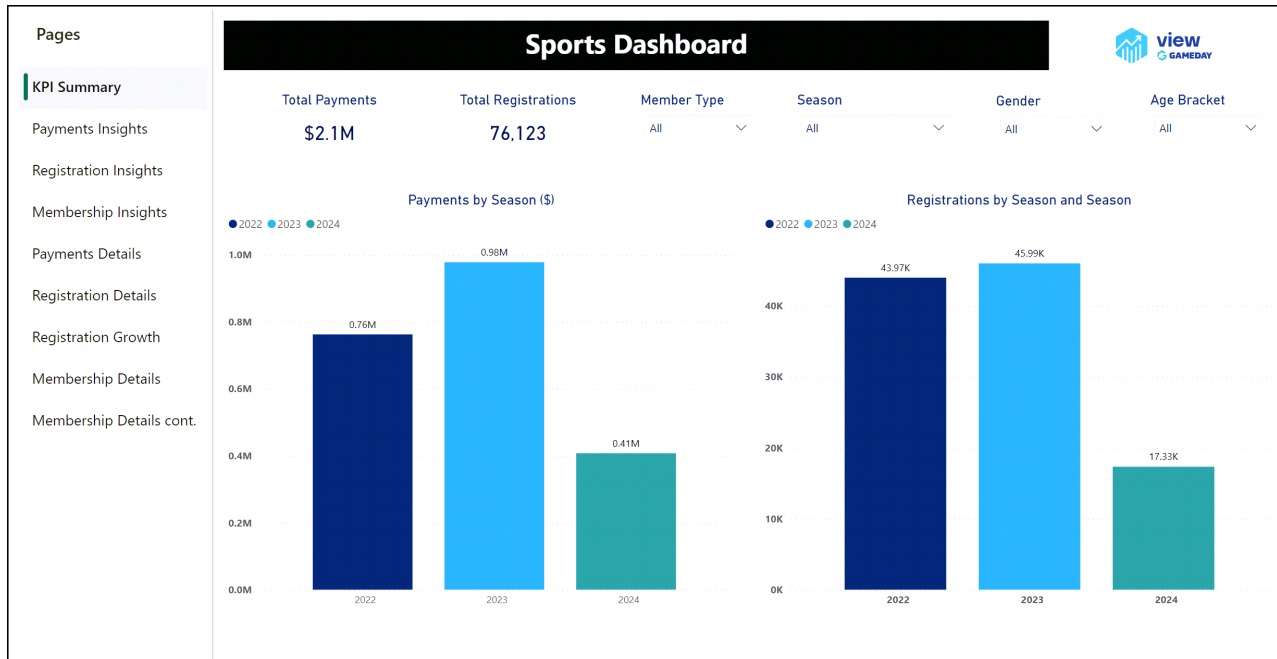
### Accessing GameDay View

To access this from your Passport database, click **GameDay View** on the left-hand menu, then select **GAMEDAY VIEW - INSIGHTS**



Current reports available in **GameDay View** include:

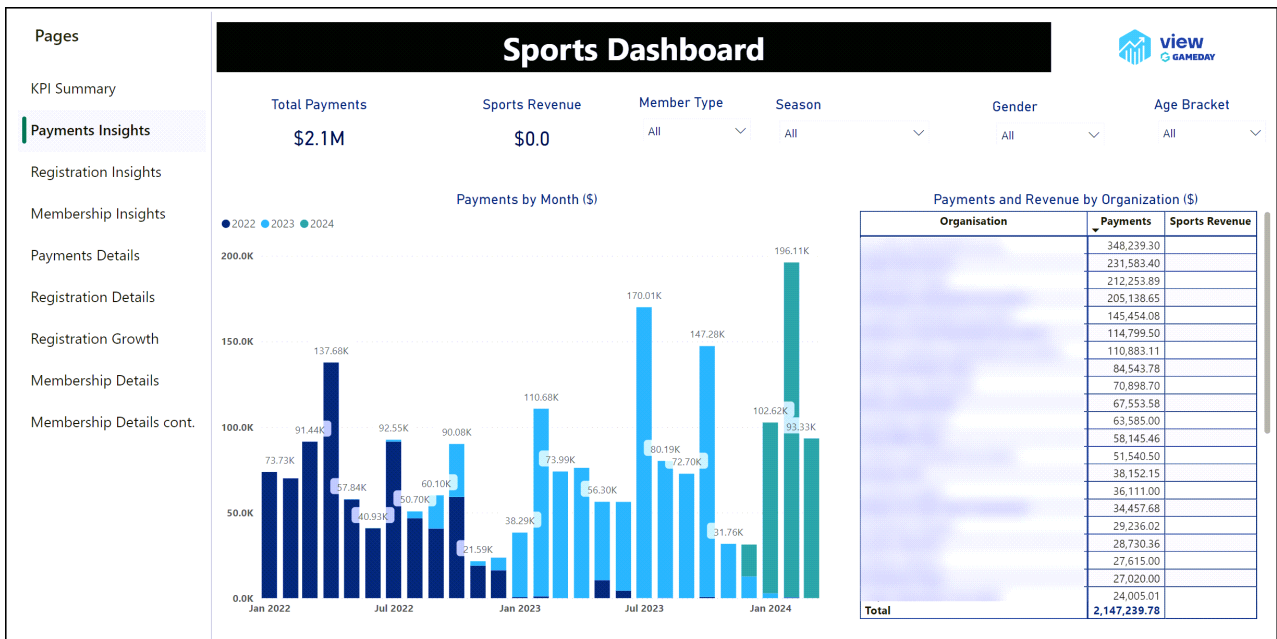
# KPI Insights



The **KPI Insights** dashboard gives you an overall summary of key metrics including:

- **Total Payments:** The total value of payments processed online through your Passport database/hierarchy
- **Total Registrations:** The total number of registrations completed through your Passport database/hierarchy
- **Payments by Season (\$):** Provides a breakdown of the value of total payments processed online each season
- **Registrations by Season:** Provides a breakdown of the total number of registrations completed each season

## Payment Insights



The **Payment Insights** dashboard displays:

- **Total Payments:** The total value of payments processed online through your Passport database/hierarchy
- **Sports Revenue:** The total revenue collected from payments into your individual GameDay database
- **Payments by Month:** A bar chart representing total payments broken down by month
- **Payments and Revenue by Organisation (\$):** A breakdown of the payments generated by each organisation below you in your hierarchy, including the total payments and the organisation's revenue

## Registration Insights

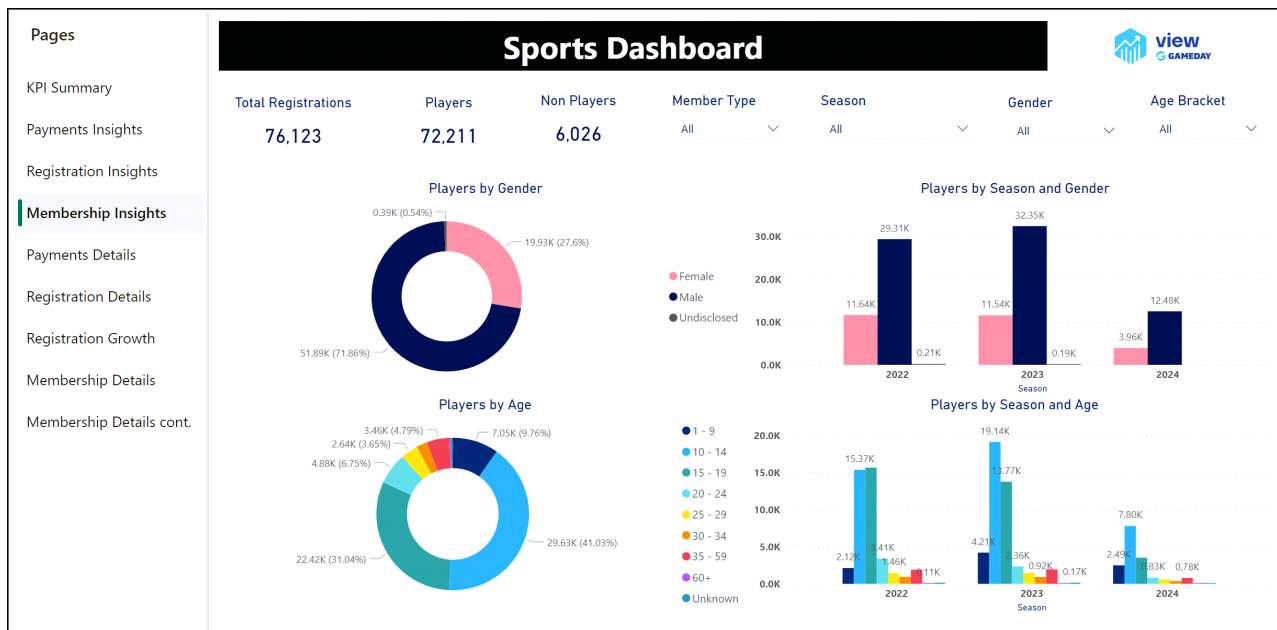


- **Total Registrations:** The total number of registrations completed through your Passport

database/hierarchy

- **Players:** The total number of members who registered with the 'Player' Member Type
- **Non-Players:** The total number of members who did not register with the 'Player' Member Type
- **Players by Season:** Provides a breakdown of the total number of members who registered as a player each season
- **Registrations by Organisation:** A breakdown of the number of registrations processed by each organisation below you in your hierarchy each season

## Membership Insights



The **Membership Insights** dashboard displays a series of metrics designed to give you a snapshot of your member characteristics, including:

- **Total Registrations:** The total number of registrations completed through your Passport database/hierarchy
- **Players:** The total number of members who registered with the 'Player' Member Type
- **Non-Players:** The total number of members who did not register with the 'Player' Member Type
- **Players by Gender:** A pie chart that shows the proportion of your members who are classified as Male, Female or undisclosed gender
- **Players by Age:** A pie chart that shows the proportion of your members within each age bracket
- **Players by Season & Gender:** Displays the total number of members who are classified within each gender each season
- **Players by Season & Age:** Displays the total number of members who are categorised within each age bracket each season

# Payment Details

Pages

- KPI Summary
- Payments Insights
- Registration Insights
- Membership Insights
- Payments Details
- Registration Details
- Registration Growth
- Membership Details
- Membership Details cont.

## Sports Dashboard

Total Payments: **\$2.1M**
Sports Revenue: **\$0.0**
Member Type: All
Season: All
Gender: All
Age Bracket: All

Season Organization	2022		2023		2024	
	Payments	Sports Revenue	Payments	Sports Revenue	Payments	Sports Revenue
	4,963.89					
	230,514.30				117,725.00	
	53,215.00				10,370.00	
			17,213.00		1,100.00	
			3,695.00			
	68,034.87		129,864.02		14,355.00	
			6,390.00		6,080.00	
					6,200.00	
			26,555.46		175.00	
	29,341.00				31,590.00	
	9,182.00		136,272.08		6,770.00	
			2,325.00			
	37,740.25		13,800.25			
			645.00			
			810.00		1,050.00	
			3,249.45			
			8,140.50		5,203.00	
	30,520.00		30,613.50		53,666.00	
	145,221.45		61,541.95		24,820.00	
<b>Total</b>	<b>762,198.68</b>		<b>977,774.55</b>		<b>407,266.55</b>	

The **Payment Details** dashboard provides you with a more comprehensive hierarchy breakdown of your payments, including:

- **Total Payments:** The total value of payments processed online through your Passport database/hierarchy
- **Sports Revenue:** The total revenue collected from payments into your individual GameDay database
- **Payments by Organisation:** Displays a tabular report of each organisation within your hierarchy, and their total payments and revenue each season

# Registration Details

Pages

- KPI Summary
- Payments Insights
- Registration Insights
- Membership Insights
- Payments Details
- Registration Details
- Registration Growth
- Membership Details
- Membership Details cont.

## Sports Dashboard

Total Registrations: **76,123**
Players: **72,211**
Non Players: **6,026**
Member Type: All
Season: All
Gender: All
Age Bracket: All

Players by Organization	2022	2023	2024	Total
	5,070	6,217	4,537	<b>10,500</b>
	4,417	4,656		<b>7,245</b>
	3,922	4,182	438	<b>6,422</b>
	3,878	3,013	988	<b>6,122</b>
	2,209	2,881	860	<b>4,628</b>
	2,693	3,218	927	<b>4,607</b>
	2,928	2,779	357	<b>4,591</b>
	3,129	2,670	431	<b>4,495</b>
	2,346	2,206	516	<b>3,505</b>
	779	2,491	417	<b>3,370</b>
	1,889	2,119	564	<b>3,333</b>
	1,585	2,118	836	<b>3,044</b>
	1,350	1,991	62	<b>2,832</b>
	113	1,049	1,963	<b>2,603</b>
	1,403	1,391	690	<b>2,283</b>
	1,650	13	345	<b>2,002</b>
	1,138	1,351	45	<b>1,897</b>
	959	1,133	156	<b>1,600</b>
	952	1,029	252	<b>1,577</b>
	965	1,009	72	<b>1,518</b>
	99	1,115	542	<b>1,443</b>
	278	1,022	216	<b>1,226</b>
<b>Total</b>	<b>41,158</b>	<b>44,084</b>	<b>16,438</b>	<b>72,211</b>

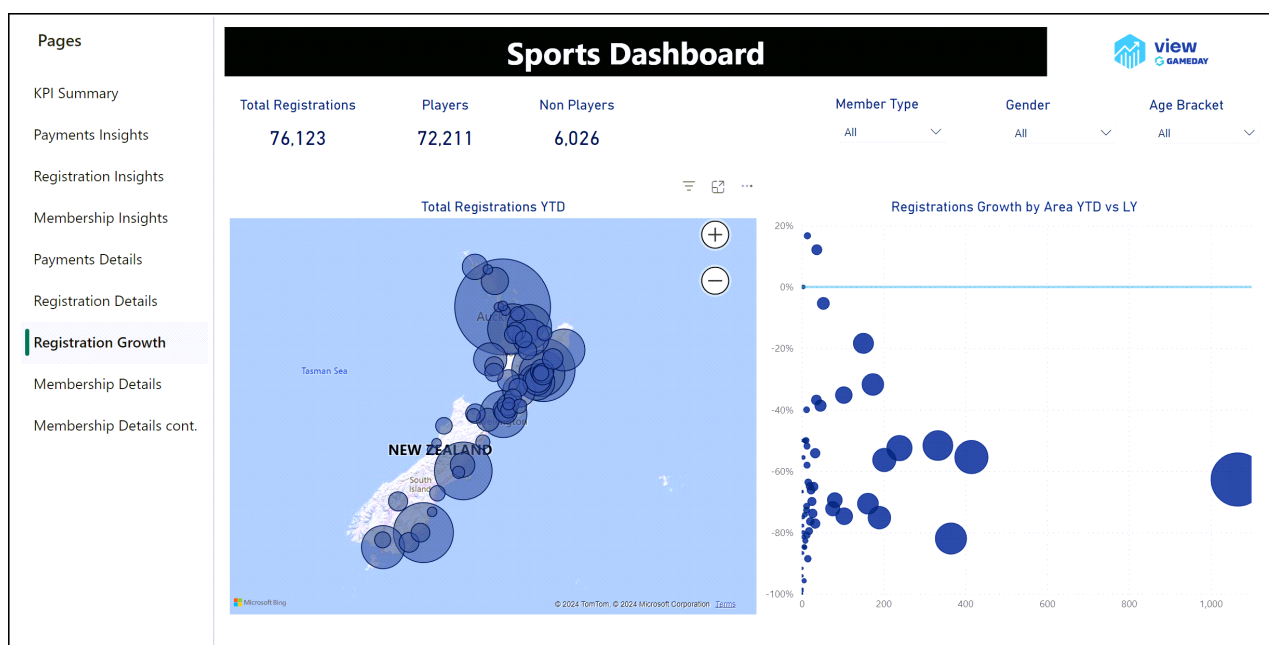
Non-Players by Organization	2022	2023	2024	Total
	1,048	568		<b>1,450</b>
	422	442	314	<b>1,018</b>
	660	73	27	<b>742</b>
	227	200	180	<b>525</b>
	135	154		<b>256</b>
	158	92	3	<b>243</b>
	76	131	14	<b>195</b>
	111	76	3	<b>167</b>
	130	145	147	<b>148</b>
	2	75	99	<b>141</b>
	50	91	14	<b>140</b>
	92	66	2	<b>140</b>
	59	73	20	<b>129</b>
	105	12	12	<b>127</b>
	43	27	73	<b>120</b>
	6	96	21	<b>120</b>
	68	27	3	<b>95</b>
	1	87		<b>88</b>
	54	48		<b>86</b>
	19	59	33	<b>83</b>
		80		<b>80</b>
	60	22	7	<b>70</b>
<b>Total</b>	<b>3,484</b>	<b>2,701</b>	<b>1,094</b>	<b>6,026</b>

The **Registration Details** dashboard provides you with a more comprehensive hierarchy

breakdown of your registration data, including

- **Total Registrations:** The total number of registrations completed through your Passport database/hierarchy
- **Players:** The total number of members who registered with the 'Player' Member Type
- **Non-Players:** The total number of members who did not register with the 'Player' Member Type
- **Players by Organisation:** Displays a tabular report of each organisation within your hierarchy, and their total player registrations each season
- **Non-Players by Organisation:** Displays a tabular report of each organisation within your hierarchy, and their total non-player registrations each season

## Registration Growth

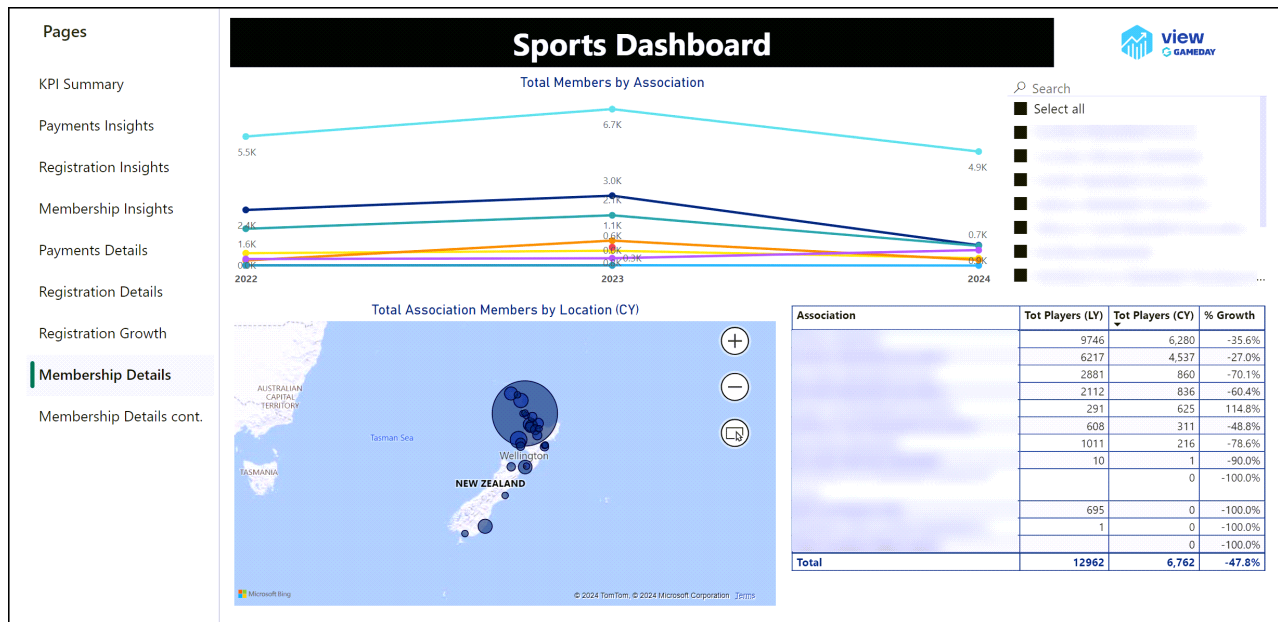


The **Registration Growth** dashboard allows you to interact with a live map showing your growth areas based on the number of registrations processed from specific locations, including:

- **Total Registrations:** The total number of registrations completed through your Passport database/hierarchy
- **Players:** The total number of members who registered with the 'Player' Member Type
- **Non-Players:** The total number of members who did not register with the 'Player' Member Type
- **Total Registrations YTD:** Displays an interactive map of the registration volume and growth of different locations. Use the + and - buttons to zoom in and out to further investigate specific areas, and hover over the hotspots to see additional information on each location
- **Registrations Growth by Area YTD vs LY:** Shows a plot of different locations and their

registration growth based on the previous year. Hover over each plot circle to see additional information

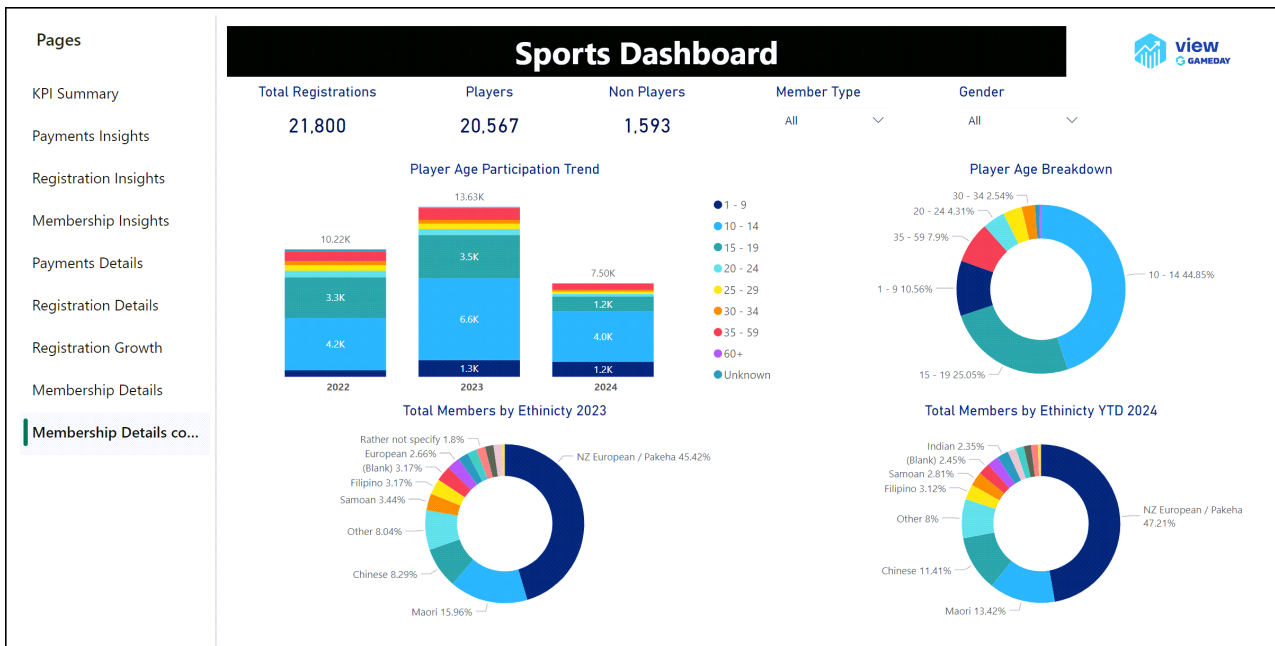
## Membership Details



The **Membership Details** dashboard presents your member data from the point of view of Association-level databases in your Passport hierarchy using the below widgets:

- **Total Members by Association**: Shows the total number of members registered within each Association per season
- **Total Association Members by Location**: Allows you to interact with a map showing the common locations in which associations are located
- **Association Player/Growth Summary**: Breaks down the year-on-year player numbers and growth rate for each Association

## Membership Details cont.



The **Membership Details cont** dashboard displays more member demographic information, including:

- **Total Registrations:** The total number of registrations completed through your Passport database/hierarchy
- **Players:** The total number of members who registered with the 'Player' Member Type
- **Non-Players:** The total number of members who did not register with the 'Player' Member Type
- **Player Age Participation Trend:** Displays a breakdown of total players by season and age bracket
- **Player Age Breakdown:** A pie chart showing the proportion of age brackets that make up your player base
- **Total Members by Ethnicity (LY):** A pie chart showing the proportion of ethnicities from the previous season
- **Total Members by Ethnicity YTD (CY):** A pie chart showing the proportion of ethnicities in the current season