



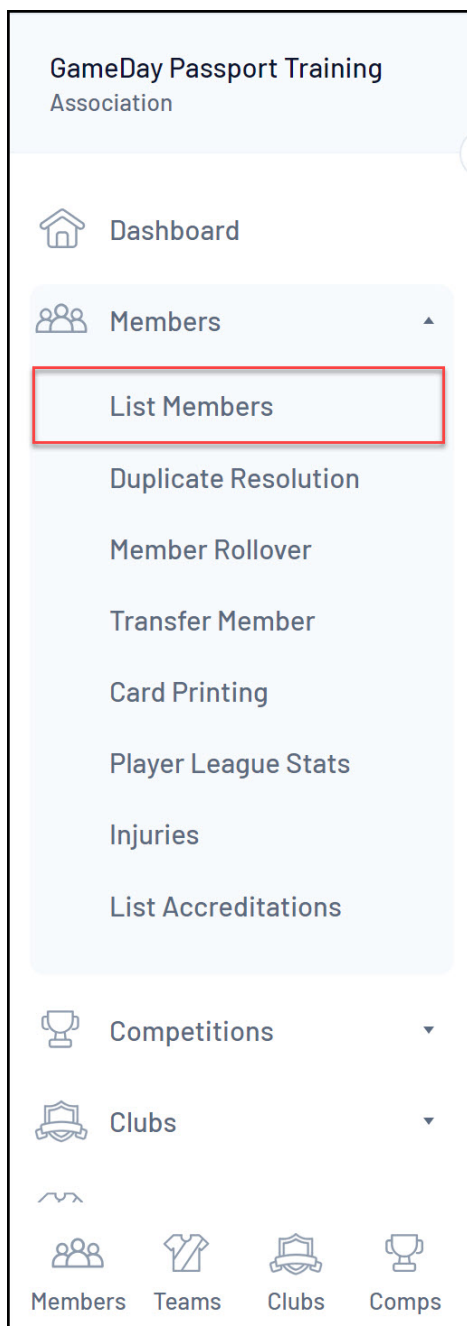
How do I access a member's Contract history?

Last Modified on 09/11/2023 1:20 pm AEDT

Through GameDay Passport member records, Club and Association-level with access to Contract Management features can check an individual member's contract history directly through their member record.


To access a member's Contract history:

1. From your organisation dashboard, open the Members menu, then click **LIST MEMBERS**



2. Use the magnifying glass icon to **VIEW** a relevant member record

Showing Family Name Including	Season	Age Group	Club Status:	Member Type	Gender
gray	--All Seaso...	--All Age Gr...	Active	All	All Genders

Family name	Legal Firstname	Active in League	Date of Birth	Town/City	Telephone Num...	Email	Inc. Salary Cap	Active in Cl
 GRAY	Myles	<input checked="" type="checkbox"/>	25/05/1988	MELBOURNE	0400100200	myles@email.c...	<input type="checkbox"/>	<input checked="" type="checkbox"/>

3. In the left-hand menu, open the Member History option and select **CONTRACTS**

Myles GRAY ▼
Participant

- Transactions
- Tags
- Medical ▼
- Tribunal
- Clearances
- Member History** ▲
 - Club
 - Teams
 - Seasons
 - Contracts**
 - Tribunal
- Statistics

Members Teams Clubs Comps


This screen will display the member's history of contracts submitted directly through the Passport database.

List Contracts

Showing Title Including

Status

All

	ID	Title	Type	Member	Pen...	Act...	Loc...	Start	End	Submitted	Last Edited	Approved	Docs
	021165	Myles Gray ...	Full Time	Myles GRAY	<input checked="" type="checkbox"/>	<input checked="" type="checkbox"/>	<input checked="" type="checkbox"/>	01/01/2024	01/01/2025	17/10/2023 ...	17/10/2023 ...		View Docs