

# How do I set up my Stripe account through Passport (Ireland)?

29/05/2025 10:18 am AEST



**Important:** Before proceeding, please ensure you have the relevant documentation ready to expedite the Stripe account verification process. You can read more about the documentation requirements for different countries [here](#).

## What is Stripe?

GameDay partners with Stripe for secure financial services. In order to facilitate settlement payouts to your organisation, GameDay and Stripe requires that your organisation successfully completes the required "Know Your Customer" (KYC) obligations.

"Know Your Customer" (KYC) obligations for payments require Stripe to collect and maintain information on all Stripe account holders. These requirements come from Stripe's regulators and are intended to prevent abuse of the financial system.

You can read more about Stripe's KYC obligations and the collection of relevant information [here](#).

**The status of the KYC Financial Configuration will not affect payments successfully being processed via the payment gateway.**

The below guide outlines the process of setting up your Stripe account if your organisation is located in **Ireland**.



**Note:** For users outside Ireland, please consult the relevant article below for help on setting up your Stripe account:

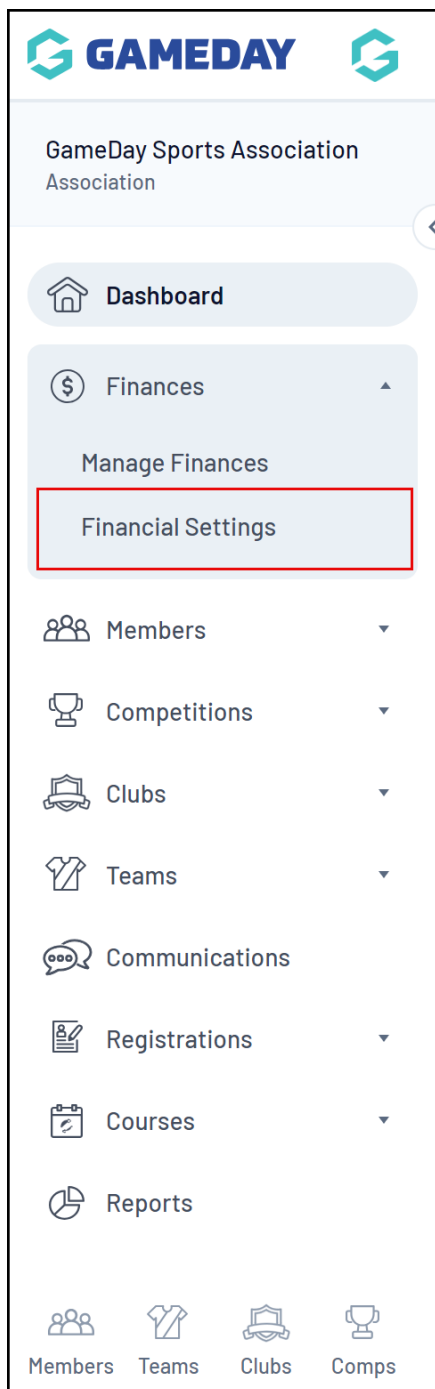
- Australia
- New Zealand
- United Kingdom
- Hong Kong
- Singapore
- United States
- Other

The Stripe onboarding process will know which country your organisation is in based on the 'Country' field in your Organisation Details section, found on your Passport dashboard. Be sure to check that this is up-to-date if the information requested by Stripe doesn't look quite right.

To read more about the different types of verification documents required by each country, click [here](#).

## Activating your Stripe Account

In the left-hand menu, open the **Finances** option, then select **FINANCIAL SETTINGS**



This page will indicate whether or not you've completed your Stripe KYC obligations, displaying a status at the top of the page, including:


**Not Started**

## Financial Settings

Financial Configuration 

### Financial Configuration

Not Started

 GameDay partners with Stripe for secure financial services. In order to facilitate settlement payouts to your organisation, GameDay and Stripe requires that your organisation successfully completes the required "Know Your Customer" (KYC) obligations.  
[More Info \(Show\)](#)

Before proceeding, please ensure you have the required information available to complete the "Know Your Customer" (KYC) obligations.

Start Financial Configuration

Powered by **stripe**

## More Information Needed


## Financial Settings

Financial Configuration 

### Financial Configuration

Stripe Connect Account ID: acct\_1P8WNV2U6DwRq1PI

More Information Needed

 GameDay partners with Stripe for secure financial services. In order to facilitate settlement payouts to your organisation, GameDay and Stripe requires that your organisation successfully completes the required "Know Your Customer" (KYC) obligations.  
[More Info \(Show\)](#)

Before proceeding, please ensure you have the required information available to complete the "Know Your Customer" (KYC) obligations.

Continue Financial Configuration

Powered by **stripe**

## Complete

## Financial Settings

Financial Configuration 

### Financial Configuration

Stripe Connect Account ID: acct\_1P8tzXFbJK3Q0akb

Complete



GameDay partners with Stripe for secure financial services. In order to facilitate settlement payouts to your organisation, GameDay and Stripe requires that your organisation successfully completes the required "Know Your Customer" (KYC) obligations.

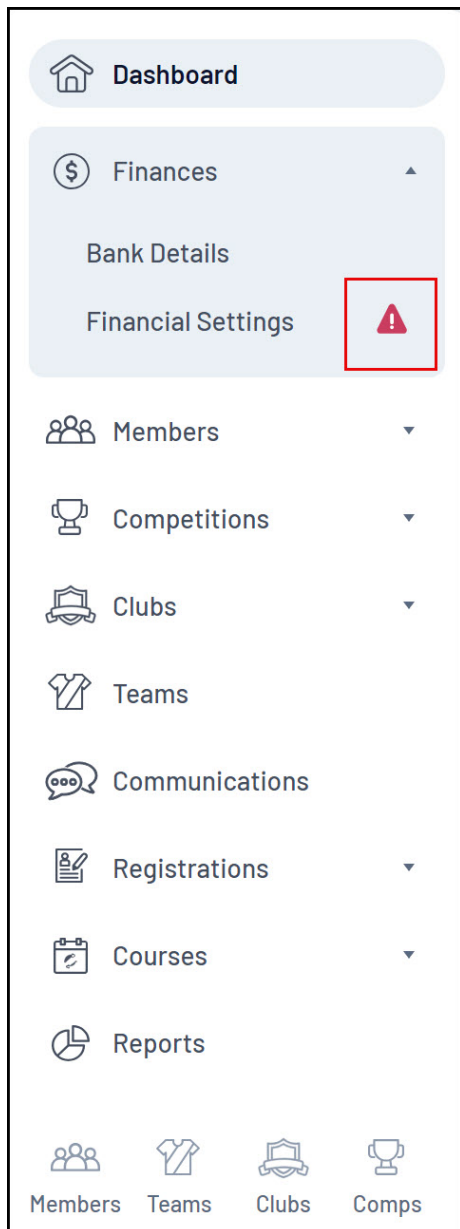
[More Info \(Show\)](#)

Before proceeding, please ensure you have the required information available to complete the "Know Your Customer" (KYC) obligations.

Manage Financial Configuration

Powered by **stripe**

Your organisation's Stripe status will also be reflected by the icon on your left-hand **Finances** menu:



To submit a new application, click **START PAYMENT CONFIGURATION**

## Financial Settings

Financial Configuration 

### Financial Configuration

Not Started

 GameDay partners with Stripe for secure financial services. In order to facilitate settlement payouts to your organisation, GameDay and Stripe requires that your organisation successfully completes the required "Know Your Customer" (KYC) obligations.

[More Info \(Show\)](#)

Before proceeding, please ensure you have the required information available to complete the "Know Your Customer" (KYC) obligations.

Start Financial Configuration

Powered by **stripe**

If you've already started an application but haven't completed it, click **CONTINUE PAYMENT CONFIGURATION**

## Financial Settings

Financial Configuration 

### Financial Configuration

Stripe Connect Account ID: acct\_1P8WNV2U6DwRq1PI

More Information Needed

 GameDay partners with Stripe for secure financial services. In order to facilitate settlement payouts to your organisation, GameDay and Stripe requires that your organisation successfully completes the required "Know Your Customer" (KYC) obligations.

[More Info \(Show\)](#)

Before proceeding, please ensure you have the required information available to complete the "Know Your Customer" (KYC) obligations.

Continue Financial Configuration

Powered by **stripe**

## Contact Details & Verification Code

Enter your mobile number and email address, then click **CONTINUE**



GameDay partners with  
Stripe for secure financial  
services.

Powered by **stripe** ⓘ

[Help](#)

[Terms](#)

[Privacy](#)

English (GB) ⇅

## Let's get started

Fill in a few details below.

### Mobile number

AU ⇅ +61 0400100200

We'll text this number to verify your account. Message and data rates may apply. By continuing, you agree to our [Terms of Service](#) and [Privacy Policy](#). In test mode, you can skip this with the [test phone number](#).

### Email

support@mygameday.app

Have a Stripe account? You can use the same email.

Continue →

Enter the 6-digit verification code sent to your mobile to validate your account



GameDay partners with  
Stripe for secure financial  
services.

Powered by **stripe** ⓘ

[Help](#)

[Terms](#)

[Privacy](#)

English (GB) ⇅

## Verify your phone number

To continue, please enter the 6-digit verification code sent to your phone ending in  

### Verification code

--	--	--	--	--	--

↻ Resend message

← Use a different mobile number


This site is protected by reCAPTCHA and hCaptcha. The Google [Privacy Policy](#) and [Terms of Service](#), as well as the hCaptcha [Privacy Policy](#) and [Terms of Service](#), apply.

## About Your Business

Make the most applicable selection from the fields below, then click **CONTINUE**:



- **Type of Business:** Choose one of the following options
  - Individual/Sole Trader
  - Company
  - Non-profit Organisation (NPO)

You may also be asked to select your Business Structure, depending on your selection above

 GameDay

GameDay partners with Stripe for secure financial services.

[← Return to GameDay](#)

Powered by  

[Terms](#)

[Privacy](#)

[English \(GB\) ↕](#)

[Contact GameDay for support](#)  
[support@mygameday.app](mailto:support@mygameday.app)

### About your business

Select a legal entity for your company.

Type of business

Non-profit organization (NPO) ↕

Business structure

Unincorporated Non-profit ↕

Continue →

Save for later

Enter your business information, then click **CONTINUE**

Depending on the type of organisation, you may need to provide Beneficial Ownership Information as part of your application. Please click [here](#) for more information on this process.





## GameDay partners with Stripe for secure financial services.

[← Return to GameDay](#)

Powered by **stripe** ⓘ

[Terms](#)

[Privacy](#)

[English \(GB\) ↕](#)

Contact GameDay for support  
[support@mygameday.app](mailto:support@mygameday.app)

### Tell us more about your business

This information is collected to better serve your business and comply with regulators and financial partners, as indicated in the [Terms of Service](#).

#### Legal business name

The name you provide must exactly match the name associated with your tax ID.

#### Business name Optional

The operating name of your company, if it's different than the legal name.

#### Registered business address

You can use your home address if you don't have a business address.

#### Business phone number

#### Industry

Selecting your industry helps satisfy risk and compliance obligations. Select the option that best matches the goods or service your customers will buy.

#### Business website

If you don't have a website, enter a social media page, LinkedIn, or other relevant link.

#### Product description

Provide a 1-2 sentence description. Make sure to note when you typically charge your customers (i.e. during checkout or 3 days later). This helps us better understand your business.

[Continue →](#)

[Save for later](#)



**Note:** In the Industry field, the most common selection is **Other Membership Organisations** under the **Membership Organisations** section

Industry

Please select your industry...

Q Search...

- > Food and drink
- > Professional services
- ✓ Membership organisations
  - Civic, fraternal or social associations
  - Charities or social service organisations
  - Religious organisations
  - Country clubs
  - Political organisations
  - Other membership organisations
- > Personal services
- > Transportation
- > Travel and lodging
- > Medical services

## Verify you represent this business

Verify your personal details, then click **CONTINUE**:



## GameDay partners with Stripe for secure financial services.

[← Return to GameDay](#)

Powered by **stripe** 

[Terms](#)

[Privacy](#)

[English \(GB\) ↕](#)

Contact GameDay for support  
[support@mygameday.app](mailto:support@mygameday.app)

### Verify you represent this business

This form must be filled out by someone with significant control and management of your business. If that's not you, make sure to ask the right person to continue.

#### Legal name

#### Email address

#### Job title

#### Date of birth

#### Home address

#### Phone number

☐ I own 25% or more of the company.

☐ I am a member of the governing board of the company.

[Continue →](#)

[Save for later](#)

## Business Executives/Owners/Directors

In the next section, you may be asked to add the details of additional executives, directors, managers or owners, depending on the selection you made in the **Type of Business**



## GameDay partners with Stripe for secure financial services.

[← Return to GameDay](#)

Powered by **stripe** ⓘ

[Terms](#)

[Privacy](#)

English (GB) ⌵

Contact GameDay for support  
[support@mygameday.app](mailto:support@mygameday.app)

### Business owners

Due to regulatory guidelines, we're required to collect and verify information on anyone who has significant ownership of your business. Please make sure you enter this information correctly, as we may verify this information with that in the [Companies Registration Office \(CRO\)](#) and may need to report discrepancies to them. [Learn more](#)

Please add any individual who owns 25% or more of a.

+ Add a business owner

Continue with no owners →

## Bank Account

Add the bank account you'd like to receive payouts to through Stripe, including the currency and IBAN number of your account, then click **CONTINUE**



## GameDay partners with Stripe for secure financial services.

[← Return to GameDay](#)

Powered by **stripe** ⓘ

[Terms](#)

[Privacy](#)

English (GB) ⌵

Contact GameDay for support  
[support@mygameday.app](mailto:support@mygameday.app)

### Add an account for payouts

Earnings that you receive will be sent to this account.

Currency

EUR - Euro ⌵

Country of bank account

Ireland ⌵

IBAN

IE29AIBK93115212345678

Confirm IBAN


IE29AIBK93115212345678

I, the account holder, am the only person required to authorise debits. By submitting a bank account, I authorise Stripe to transfer to and from this bank account through the Single Euro Payments Area (SEPA) debit system and confirm that I have read and agree to the [Services Agreement](#), including the SEPA Direct Debit Mandate.

Continue

# Review and Submit

Finally, confirm that the details you've submitted are correct, and complete any outstanding information if needed, then click **AGREE AND SUBMIT**

 GameDay

GameDay partners with Stripe for secure financial services.

[← Return to GameDay](#)

Powered by **stripe** ⓘ

[Terms](#)

[Privacy](#)

[English \(GB\) ↕](#)

Contact GameDay for support  
[support@mygameday.app](mailto:support@mygameday.app)

## Review and submit

Take a moment to review your information.

Business details

Edit

Other information provided

Phone, Industry

Management and ownership

[Add someone new](#)

Edit

Other information provided

Job title, Phone

Payout details

Add bank account

By clicking Agree and submit, you agree to the **Connected Account Agreement**.

Agree and submit

You will then be redirected to your GameDay Passport database and your KYC application will be marked as **COMPLETE**, allowing you to receive settlements from online payments:


## Financial Settings

Financial Configuration 

### Financial Configuration

Stripe Connect Account ID: 

Complete

 GameDay partners with Stripe for secure financial services. In order to facilitate settlement payouts to your organisation, GameDay and Stripe requires that your organisation successfully completes the required "Know Your Customer" (KYC) obligations.

[More Info \(Show\)](#)

Before proceeding, please ensure you have the required information available to complete the "Know Your Customer" (KYC) obligations.

Manage Payment Account

Powered by 

## FAQs

### What is Stripe?

Stripe is a market-leading global payments solution. Millions of companies of all sizes use Stripe online and in person to accept payments, send payouts, automate financial processes, and grow revenue. Stripe is PCI compliant and provides you, your organisation and GameDay with secure financial payment services globally.

To learn more about Stripe, visit <https://stripe.com/>

### How will GameDay utilise Stripe?

GameDay has partnered with Stripe to facilitate secure customer onboarding and financial configuration via Know Your Customer (KYC), provide payments checkout via integrated payment solutions and facilitate automated settlement payouts to customers like you + much more!

### Why the change?

Stripe allows GameDay to provide market-leading payments solutions to customers globally, supporting the automation of a number of processes, enhanced financial compliance & security and supports our aim to enhance existing features + bring new features to market while keeping our processing fees competitive in light of rising costs across the economy.

More information about upcoming enhancements to payments functionality [can be viewed here](#).

### How does this affect me and my organisation?

This change impacts all GameDay customers and organisations that utilise GameDay's product suite to facilitate payments and receive settlement payouts from GameDay to your organisation's nominated bank account.

### What is a Know Your Customer (KYC) check?

A Know Your Customer (KYC) check as part of the customer onboarding to Stripe is intended to prevent abuse of

the financial system by the collection and maintenance of information on all account holders required by Stripe's regulators. The information Stripe is required to collect differs from country to country, and typically includes (but is not limited to):

- The individual creating the Stripe account
- The business associated with the Stripe account
- Any individuals who ultimately own or control that business (includes Custom Connect accounts)



**Note:** The financial configuration KYC onboarding is required to be completed by each separate organisation-level account in GameDay that your organisation utilises to collect payments.

### What do I need to complete the financial configuration KYC onboarding?

You will need the following before you start:

- Contact details for you and/or your nominated representative(s) to complete the financial configuration KYC onboarding
- An active mobile phone for 2-factor authentication
- Business registration details about your Organisation
- Proof of identity document for you and/or your nominated representative(s)
- Your organisation's bank account details/statement

### Who from my organisation should complete the financial configuration KYC onboarding?

A nominated representative of the organisation with access to registered business details and financial information about your organisation.

### What do I need to do after I complete financial configuration KYC onboarding?

Once you've completed the financial configuration KYC onboarding, there is nothing else you need to do to facilitate payments via Stripe. You will be notified when Stripe payments are activated and at that point, it will become the default payment option for your members and participants

### Why does Stripe state in its Terms & Conditions that they will deduct funds from our account if we have a negative balance?

Stripe include standard terms for Connect accounts, one of which states the below:

*I authorise Stripe to debit this account in the event that the net activity in my Stripe account on any day is negative or for any reason relating to the Stripe Services in accordance with the Service Agreement*

However, please note that GameDay has disabled the ability for negative balance deductions to be made on customer bank accounts, so this does not apply to Stripe accounts onboarded in Passport

### What payment methods are supported via Stripe?

For launch, the following payment methods will be supported:

- Credit/Debit Cards
  - Mastercard
  - Visa
  - American Express
- Apple Pay Wallet Payments
- Google Pay Wallet Payments

Additional payment methods will be supported in future with details to be released as they become available.

### **Are there any changes to GameDay processing fees once Stripe is activated?**

No, the same fees will apply as your existing payment processing fees. Our move to Stripe ensures these fees remain at the same level as they have been for a number of years. Despite the pressure of increasing costs across the economy, we're not changing yours.

### **How will my organisation get Settlement payouts from GameDay?**

Stripe will facilitate automated weekly settlement payouts to customers that have successfully completed the financial configuration KYC onboarding via your GameDay account.

Weekly settlement payouts will occur on Tuesdays, with funds expected to arrive in your account within 24 hours. Settlements will include transactions from the preceding period, which is stipulated by the payout schedule for your currency as stipulated by Stripe.

Payout Schedules by currency:

- AUD - 2-day rolling basis
- EUR - 7-day rolling basis
- GBP - 7-day rolling basis
- NZD - 4-day rolling basis

### **What is a payout schedule on a rolling basis?**

A payout schedule on a rolling basis means weekly settlement payouts will include paid transactions from the preceding week that occurred at least X number of days before the day (Tuesday) the payout is processed. So for a customer on a 2 day rolling basis, settlement payouts will include paid transactions from the preceding week that occurred at least 2 days before the day the payout is processed.

### **How will I identify a settlement payout from Stripe on my organisation's Bank Account?**

Settlement payouts will contain a unique Stripe-generated "Payout trace ID" along with a reference to one of the following;

- GameDay AU (for Australian Customers)
- GameDay NZ (for New Zealand Customers)
- GameDay UK (for UK, Ireland and Rest of the World customers)

### **How will a credit/debit card transaction look on a statement when someone pays?**

The Statement Descriptor for payments made via Stripe payment gateway will include reference to GameDay (as above) and the first 12 letters of the organisation name.

*For example: GameDayUK\*YourOrgsName*

All GameDay generated payment receipts and payment confirmation screens will also contain a unique Stripe-generated "Payment Gateway Reference" number for easy reference.

### **How do I edit our Stripe account details without my mobile number being on file?**



For security, Stripe uses a mobile verification process to verify that the user responsible for accessing and modifying your organisation's Stripe account details is consistent with the original account creator. Should you need to update the verification mobile number on file for your organisation, please contact the GameDay customer support team via the *Contact Us* link at [support.mygameday.app](https://support.mygameday.app)

#### **Who should I contact if I am having trouble with my Stripe account?**

If you have any issues or questions regarding the Stripe account creation process, please contact the GameDay customer support team via the *Contact Us* link at [support.mygameday.app](https://support.mygameday.app)

#### **How will I reconcile settlement payouts?**

Settlements can be reconciled by organisation via existing transaction-based reporting tools built into GameDay's platforms. For GameDay Passport; a new Settlement payout batch report will be made available as part of the Stripe rollout.

#### **What if my organisation already has a Stripe account?**

If your organisation already has a Stripe account, you will still be required to complete the financial configuration KYC onboarding in your GameDay account in order to receive settlement payouts for transactions through GameDay via Stripe. We advise to use an alternative email address to any pre-existing Stripe account your organisation may have.

#### **Does my organisation get direct access to Stripe?**

No, your organisation will not get direct access to Stripe or receive any login details to Stripe. All financial data related to payments transacted via Stripe will be available in your organisation's GameDay account.

#### **Can I process a refund if the transaction was processed through PayPal/Braintree?**

Historical transactions processed through PayPal/Braintree may still be refunded via PayPal/Braintree up until the end of 2024. For GameDay Passport; any refunds will need to go through the existing refund request process

#### **What happens to historical transactions through PayPal/Braintree Payment Gateway?**

These transactions will be retained as a historical payment record in your GameDay platform.

#### **What about PayPal?**

PayPal (including PayPal Pay in 4 in Australia) will not be offered any longer once payments via Stripe are activated for your organisation, however we will work with Stripe to identify any opportunities in future to re-introduce PayPal as a payment option via Stripe if this becomes available.

#### **What about Poli Pay? (NZ Customers only)**

POLi Pay will be phased out as part of this transition. However we are looking at ways to support non-card payments in New Zealand with our new payments partner; Stripe.

POLi Pay has already been disabled for all Australian customers.

#### **Where can I get more information?**

If you have any queries about these changes, please contact the GameDay customer support team via the *Contact*

Us link at [support.mygameday.app](https://support.mygameday.app)

---