

Member Profile Portal | Overview

19/06/2025 8:26 am AEST


Passport's **Member Profile Portals** allows members of any organisation utilising GameDay Passport to login to a front-end portal to view and manage their information including contact details, registration history, statistics, transactions and more.

Member Profile is available for all Passport users, however only specific sports will have custom branding, and each sport has a unique URL through which it can be accessed (see below). Member Profile is only available if you are a member of this sport or organisation.

Member Profile portal links

Accessing Member Profile Portal from GameDay Website

To access the login links for Member Profile Portals for each sport - [click here](#)



These links are also listed below:

AUSTRALIA & NZ

- [Australian Ice Racing](#)
- [Basketball Australia](#)
- [Baseball Australia](#)
- [Blind Sports Victoria](#)
- [Downball Australia](#)
- [Football Australia](#)
- [International Bowling Federation \(IBF\)](#)
- [Lacrosse Australia](#)
- [Queensland Rugby Union](#)
- [Softball Australia](#)
- [Special Olympics Australia](#)

- [Surf Lifesaving South Australia](#)
- [Ultimate](#)
- [Volleyball Victoria](#)
- [Basketball NZ](#)
- [Football NZ](#)

INTERNATIONAL

- [Basketball England](#)
- [Basketball India](#)
- [Basketball Ireland](#)
- [Cricket Ireland](#)
- [England Futsal](#)
- [England Handball](#)
- [England Ice Hockey \(EIH\)](#)
- [Guam Football](#)
- [Hockey Ireland](#)
- [Hong Kong Rugby Union \(HKRU\)](#)
- [Iceland Basketball](#)
- [Irish Rugby Football Union \(IRFU\)](#)
- [Rugby Football League \(RFL\)](#)

Accessing Member Profile Portal from Passport

As a Passport administrator, you can also access your sport's Member Profile Portal link in your organisation's database as below, which can then be sent around to your members or placed on your website or social media channels:

Association & Club Administrators

1. On your Passport dashboard, click **Members** > **LIST MEMBERS** in the left-hand menu

The screenshot displays the GameDay Passport Training Association dashboard. The left-hand menu is expanded, showing various options. The 'List Members' option is highlighted with a red rectangle. The main content area shows the 'Details' section for the association, including contact information and a list of key personnel: President (Margaret Bell), Vice President (Barry Driscoll), Treasurer (Melissa Boyle), and Secretary (Barrett Ferguson). The bottom section shows 'Stats' with charts for 'Members' and 'Players by Gender'.

GameDay Passport Training Association

Left-hand Menu:

- Dashboard
- Members
 - List Members** (highlighted)
 - Duplicate Resolution
 - Member Rollover
 - Transfer Member
 - Card Printing
 - Player League Stats
 - Injuries
 - List Accreditations
- Competitions
- Clubs
- Members
- Teams
- Clubs
- Comps

Main Content Area:

Details [Edit](#)

12 Stack Lane
Melbourne
VIC, AUSTRALIA, 3000
+61400100200 (Phone)
hello@mygameday.app

[Add/Edit Logo](#)

Contacts [Edit](#)

President (Primary Contact)
Margaret Bell
0400100200
hello@mygameday.app

Vice President
Barry Driscoll
0400100201
hello@mygameday.app

Treasurer
Melissa Boyle
0400100202
hello@mygameday.app
[Show more](#) ▼

Secretary
Barrett Ferguson
0400100203
hello@mygameday.app

Stats [Configure](#)

Members

Players by Gender

Players by Gender

2. At the top of your Member List, click **VIEW MEMBER PROFILE PORTAL**

ADD

Members in Association [Help](#)

View Member Profile Portal (NEW)

If you are seeing 'Potential Duplicate' in the Active field, you may need to resolve duplicates.

Showing Family Name Including Season Age Group Status Member Type Gender

	Active in Association	Legal Firstname	Family name	Date of Birth	Assigned Gen...	Telephone Number (Mobile)
	<input checked="" type="checkbox"/>	Reuben	Adams	24/01/2010	Male	
	<input checked="" type="checkbox"/>	Tony	Allman	16/07/2015	Male	
	<input checked="" type="checkbox"/>	Paula	Alvarado	17/09/2000	Female	
	<input checked="" type="checkbox"/>	Cecilia	Anderson	11/09/2002	Female	
	<input checked="" type="checkbox"/>	Colton	Bailey	21/02/2010	Male	
	<input checked="" type="checkbox"/>	Alyssa	Baldwin	08/01/2017	Female	

Above Association Level

1. Click the **MEMBER PROFILE PORTAL** option in the left-hand menu

GameDay Passport Training State

GameDay Passport Training [Help](#)

Dashboard

Associations

Clearances

Programs

Registrations

Member Profile Portal **NEW**

Reports

Details [Edit](#)

Address
123 Sport Street
Melbourne
Victoria, Australia, 3000

Add/Edit Logo

Stats [Configure](#)

Members

Players by Gender

Players by Gender

Navigating your Member Profile

As a member logging into your Member Profile, follow the steps below to navigate around the portal:

1. Use your email address and password to login to your Member Profile. These should be the same credentials as you used to complete your registration.



Note: Depending on your sport, your member profile may be branded differently to the below example

Member Profile

Please sign in

Email

Email Address

Password

Password

SHOW

Forgot?

Sign in

© Copyright GameDay. All rights reserved. | [Privacy Policy](#)

GAMEDAY

2. If your email address is linked to multiple Members, you will be given the option to choose which member dashboard you would like to access. If you have only one member assigned to your profile you will be immediately directed to the profile as per Step 3.

Member Profile

Please select a member

The following members are associated with your Member Dashboard. Please select a member to view their dashboard and manage their personal details and preferences.

Rudyard Burns
National Number:

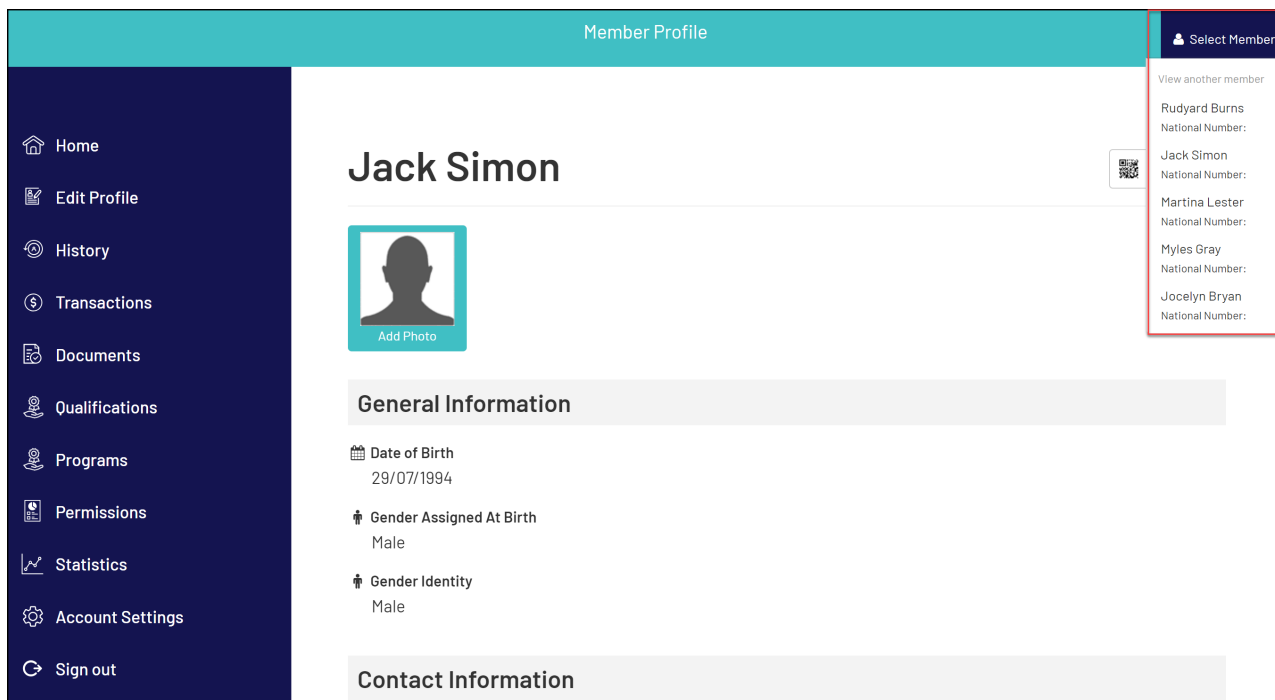
Jack Simon
National Number:

Martina Lester
National Number:

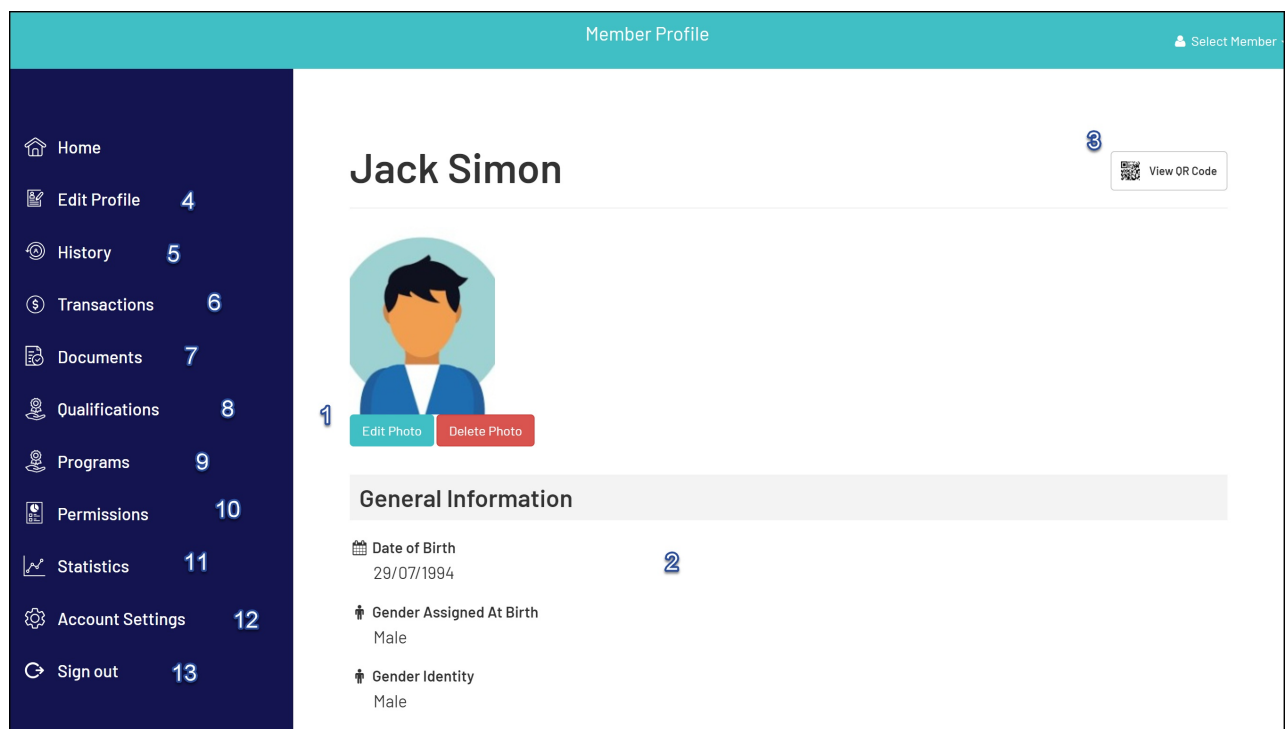
Myles Gray
National Number:

Jocelyn Bryan
National Number:

3. Once you have successfully logged in, you can change the member (if linked to multiple) in the top-right hand corner of the page by clicking the **SELECT MEMBER** option.



On the Member Profile dashboard, you have a number of options for customising and viewing information:



1. **Add/Edit Photo:** Allows you to customise the photo that appears on your record
2. **View Details:** View your basic details including date of birth, gender and contact information if given
3. **View QR Code:** Allows you to access your QR Code, which can be used to check-in to matches - [Learn More](#)
4. **Edit Profile:** Allows you to view or update contact information
5. **History:** Displays your playing history including previous organisations you have played with
6. **Transactions:** Displays a history of transactions processed, including paid, unpaid or cancelled transactions

- 7. **Documents:** Displays any documents that have been attached to your member record
 - 8. **Qualifications:** Displays any Qualifications achieved and stored against your member record
 - 9. **Programs:** Displays any Programs you have previously enrolled in
 - 10. **Permissions:** Displays your current permissions and preferences including Opt-ins, Terms & Conditions and Newsletters
 - 11. **Statistics:** Displays your current season and career statistics
 - 12. **Account Settings:** Allows you to update your account login email
 - 13. **Sign Out**
-