

Member Profile Portal | Overview

03/07/2025 11:12 am AEST

Table of Contents

1. [Overview](#)
2. [Accessing the Member Profile Portal](#)
3. [Member Profile Portal Links](#)
4. [Accessing Member Profile Portal from Passport](#)
5. [Navigating your Member Profile](#)
6. [What's Next?](#)

Overview


Passport's **Member Profile Portals** allows members of any organisation utilising GameDay Passport to login to a front-end portal to view and manage their information including contact details, registration history, statistics, transactions and more.

Member Profile is available for all Passport users, however only specific sports will have custom branding, and each sport has a unique URL through which it can be accessed (see below). Member Profile is only available if you are a member of this sport or organisation.

[Top](#)

Accessing the Member Profile Portal

To access the login links for Member Profile Portals for each sport, [click here](#)



[Top](#)

Member Profile Portal Links

Sport-specific links are also listed below:

AUSTRALIA & NZ

- [Australian Ice Racing](#)
- [Basketball Australia](#)
- [Baseball Australia](#)
- [Downball Australia](#)
- [Football Australia](#)
- [International Bowling Federation \(IBF\)](#)
- [Lacrosse Australia](#)
- [Queensland Rugby Union](#)
- [Special Olympics Australia](#)
- [Surf Lifesaving South Australia](#)
- [Ultimate](#)
- [Volleyball Victoria](#)
- [Basketball NZ](#)
- [Football NZ](#)

INTERNATIONAL

- [England Futsal](#)
- [England Handball](#)
- [England Ice Hockey \(EIH\)](#)

- [Guam Football](#)
- [Hockey Ireland](#)
- [Hong Kong Rugby Union \(HKRU\)](#)
- [Rugby Football League \(RFL\)](#)
- [British Dodgeball](#)
- [British Wheelchair Basketball](#)
- [Netherlands Rugby League](#)
- [Olympic Handball Ireland](#)
- [Romania Basketball](#)
- [Scottish Handball](#)
- [USA Rugby League](#)

[Top](#)

Accessing Member Profile Portal from Passport

As a Passport administrator, you can also access your sport's Member Profile Portal link in your organisation's database as below, which can then be sent around to your members or placed on your website or social media channels:

Association & Club Administrators

On your Passport dashboard, click **Members** > **LIST MEMBERS** in the left-hand menu

The screenshot displays the Silverwood Sports Association Passport dashboard. The left-hand menu is visible, with the 'Members' section expanded. The 'List Members' option is highlighted with a red rectangle. The main content area shows the association's details, including its logo, address (165 Cremorne Street, Cremorne, VIC, AUSTRALIA, 3121), and contact information for the President (Darryl Monk) and Treasurer (Jane Jones). There are also sections for 'Stats' and 'Contacts'.

Members in Association [View Member Profile Portal](#)

If you are seeing 'Potential Duplicate' in the Active field, you may need to resolve duplicates.

Showing Family Name Including
Season
Age Group
Status
Member Type
Gender

2025

--All Age Gr--


Active


All

All Genders


Active in Association	Legal Firstname	Family name	Date of Birth	Gender Identity	Gender at Birth
<input checked="" type="checkbox"/>	Sylvester	Allison	06/01/2019	Male	Male
<input checked="" type="checkbox"/>	Hakeem	Bush	17/05/2012	Non-binary/gender fluid	Female
<input checked="" type="checkbox"/>	Kadeem	Bush	23/04/2006	Female	Male
<input checked="" type="checkbox"/>	Kay	Chan	04/10/1975	Non-binary/gender fluid	Female

Click the **MEMBER PROFILE PORTAL** option in the left-hand menu

GAMEDAY



Search...



Silverwood Sports State

Dashboard

Associations

Finances

Clearances & Permits

Courses

Registrations


Member Profile Portal

Reports

Marketplace

Silverwood Sports

Get Started



Add/Edit Logo

Details

Edit


Address

165 Cremorne Street
Cremorne
Victoria, AUSTRALIA, 3121
Travis Zimmer (Contact)
0390002000 (Phone)
travis@email.com


Stats

Configure

Members



Players by Gender



Navigating your Member Profile

Use your email address and password to login to your Member Profile. These should be the same credentials as you used to complete your registration.



Note: Depending on your sport, your member profile may be branded differently to the below example

Login to Member Profile

Email

Email Address


Password

Password [SHOW](#)

[Forgot?](#)

[Login](#)







By clicking Login, you agree to the GameDay [Privacy Policy](#)

 © Copyright GameDay. All rights reserved. | [Privacy Policy](#)

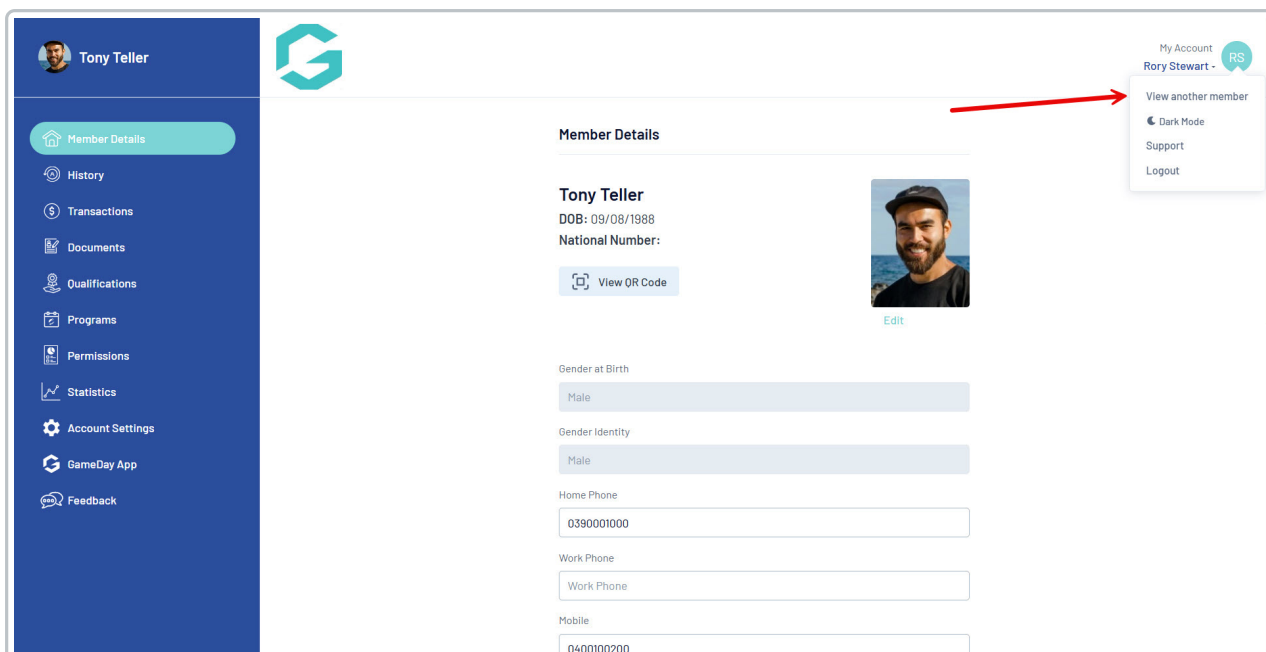
If your email address is linked to multiple Members, you will be given the option to choose which member dashboard you would like to access. If you have only one member assigned to your profile you will be immediately directed to the profile.

Please select a member

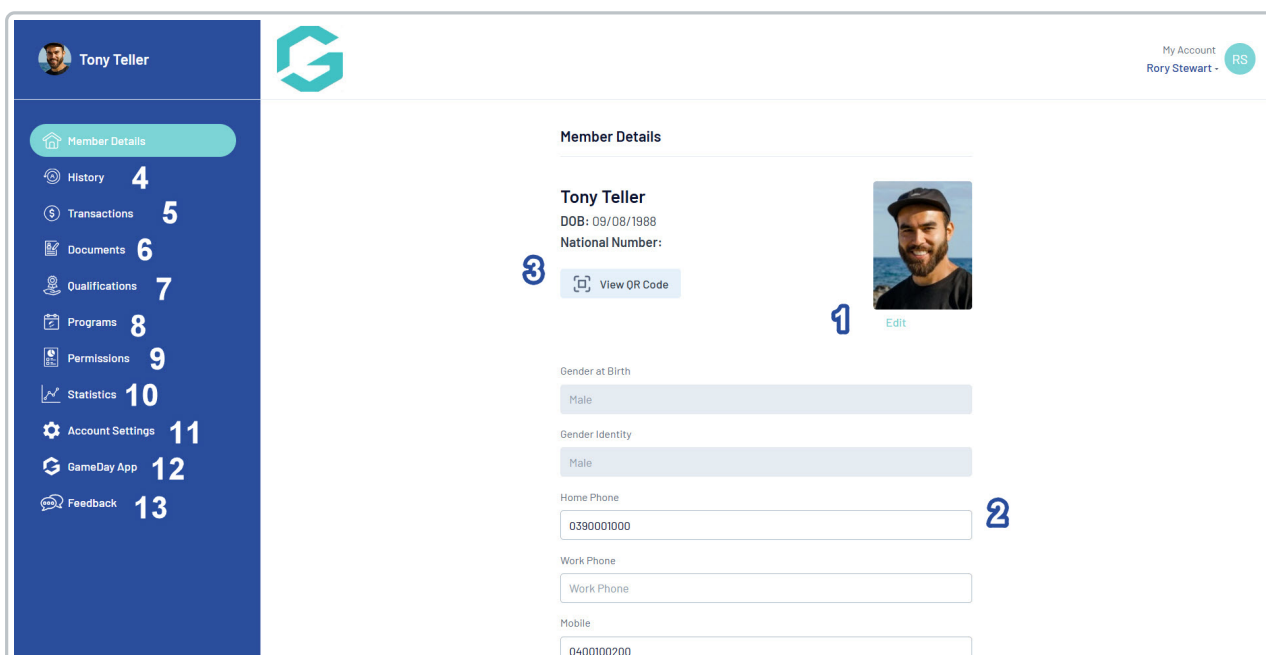
The following members are associated with your Member Dashboard. Please select a member to view their dashboard and manage their personal details and preferences.

 Rudyard Burns National Number:	 Porter Chase National Number:
 Martina Lester National Number:	 Myles Gray National Number:
 Jocelyn Bryan National Number:	 Tony Teller National Number:

Once you have successfully logged in, you can change the member (if linked to multiple) in the top-right hand corner of the page by clicking the **VIEW ANOTHER MEMBER** option.



On the Member Profile dashboard, you have a number of options for customising and viewing information:



1. **Add/Edit Photo:** Allows you to customise the photo that appears on your record
2. **View Details:** View your basic details including date of birth, gender and contact information if given
3. **View QR Code:** Allows you to access your QR Code, which can be used to check-in to matches - [Learn More](#)
4. **History:** Displays your playing history including previous organisations you have played with
5. **Transactions:** Displays a history of transactions processed, including paid, unpaid or cancelled transactions
6. **Documents:** Displays any documents that have been attached to your member record

- 7. **Qualifications:** Displays any Qualifications achieved and stored against your member record
 - 8. **Programs:** Displays any Programs you have previously enrolled in
 - 9. **Permissions:** Displays your current permissions and preferences including Opt-ins, Terms & Conditions and Newsletters
 - 10. **Statistics:** Displays your current season and career statistics
 - 11. **Account Settings:** Allows you to update your account login email
 - 12. **GameDay App:** Download the [GameDay mobile app](#)
 - 13. **Feedback:** Submit feedback to GameDay through a short survey
-

[Top](#)

What's Next?

Now that you understand the features of the Member Profile Portal, you can guide your members on how to use it with the articles below.

- [? How do I edit my details through my Member Profile?](#)
 - [? How do I view my playing history through my Member Profile?](#)
 - [? How do I access my unique QR code through my Member Profile?](#)
-